



CATALOGUE

2014-2015

MANUFACTURER OF METAL FURNITURE


www.gude.sk



Slovak producer of metal furniture

Güde Slovakia is a commerce and manufacturing company representing Güde Wolpertshausen in Slovakia. It has become one of the leading manufacturers of metal furniture in the country. Güde Slovakia has gained a good position in EU markets with its wide range of lockers, cabinets, tables, assembly carts, filing cabinets and other products. Most of our products are mass-produced, yet we can adapt to customer needs. Our products are used by car service centers, schools, medical facilities, fitness centers, companies and private persons.

An individual approach to customers, high technology and qualified staff is a guarantee of customer's satisfaction. Güde products are made from high quality materials in accordance with the requirements of ISO 9001:2009, fulfilling the required environmental standards. The full range of products can be purchased directly from our shop or from the online store. We believe that you will find our offer interesting and that you will become one of our loyal customers.



	Lockers and benches	4-25
	Office cabinets	26-36
	Office tables	37-39
	Glass and filing cabinets	40-43
	Denner Edition	44-49
	Workbenches	50-71
	Workshop and chemical cabinets	72-79
	Assembly Trolleys and Tool Cabinets	80-91
	Accessories	92-95

Contact

 s.r.o.

Podtureň-Roveň 208
033 01 Liptovský Hrádok
SLOVAKIA

Phone: +421 44 52 22 372
Phone/Fax: +421 44 52 22 688
e-mail: gude@gude.sk
www.gude.sk



Legend of used symbols



product is fully assembled



CE Certification



Professional quality



TUV Certification

The sampler of product colours

 RAL 7035

 RAL 3000

 RAL 2003

 RAL 7001

 RAL 5015

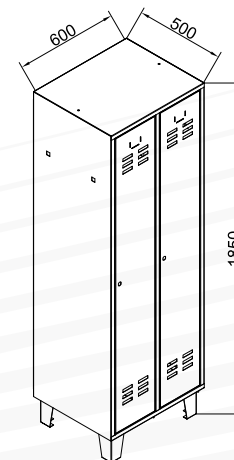
 RAL 1021

 RAL 7016





Locker GS2 600 on legs



- High quality welded construction made of 0,7- 1,0 mm steel sheet
- Ventilation openings at the top and bottom part of the door
- Door stiffeners
- Optional cylinder lock, padlock or code lock
- Locker on legs
- Accessories: 2 shelves, 2 clothes-hangers, 4 hooks
- Stove enamel finish



RAL 7035/5015
Art. no.103080



RAL 7035/2003
Art. no. 103100



RAL 7035/3000
Art. no. 103090



RAL 7035/7035
Art. no. 103060



RAL 7035/1021
Art. no. 103110



RAL 7035/7016
Art. no. 103120

Name	Art. no.	Width (mm)	Height (mm)	Depth (mm)	Weight (kg)
Locker GS2 600 with legs	103060, 103080, 103090, 103100, 103110, 103120	600	1850	500	42




Code lock
Art. no. 22300




Padlock
Art. no. 22200




Cylinder lock
Art. no. 22100



Door Perforation



Door hinge



Door stiffener

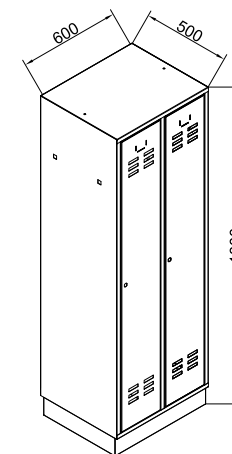


RAL 5015/7001
Art. no. 102700

Locker GS2 600



- High quality welded construction made of 0,7-1,0 mm steel sheet
- Ventilation openings at the top and bottom part of the door
- Door stiffeners
- Optional cylinder lock, padlock or code lock
- Pedestal locker
- Accessories: 2 shelves, 2 clothes-hangers, 4 hooks
- Stove enamel finish



RAL 7035/5015
Art. no. 102720



RAL 7035/2003
Art. no. 102740



RAL 7035/3000
Art. no. 102730



RAL 7035/7035
Art. no. 102710



RAL 7035/1021
Art. no. 102750



RAL 7035/7016
Art. no. 102760



RAL 7016/3000
Art. no. 102761

Name	Art. no.	Width (mm)	Height (mm)	Depth (mm)	Weight (kg)
Locker GS2 600	102700, 102710, 102720, 102730, 102740, 102750, 102760, 102761	600	1800	500	42




Code lock
Art. no. 22300



Padlock
Art. no. 22200




Cylinder lock
Art. no. 22100



Door perforation



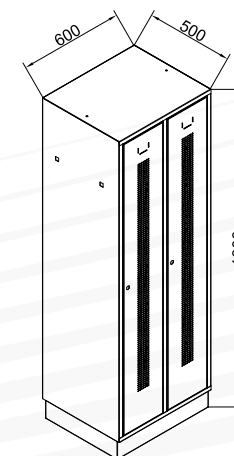
Door hinge



Door stiffener



Locker GS2 600 with Door Perforation



- High quality welded construction made of 0,7-1,0 mm steel sheet
- Vertical Door Perforation
- Door stiffeners
- Optional cylinder lock, padlock or code lock
- Pedestal locker
- Accessories: 2 shelves, 2 clothes-hangers, 4 hooks
- Stove enamel finish



RAL 7035/5015
Art. no. 103140



RAL 7035/2003
Art. no. 103160



RAL 7035/3000
Art. no. 103150



RAL 7035/7035
Art. no. 103130



RAL 7035/1021
Art. no. 103170



RAL 7035/7016
Art. no. 103180




RAL 7016/3000
Art. no. 103181

Name	Art. no.	Width (mm)	Height (mm)	Depth (mm)	Weight (kg)
Locker GS2 600 with perforation	103130, 103140, 103150, 103160, 103170, 103180, 103181	600	1800	500	42




Code lock
Art. no. 22300



Padlock
Art. no. 22200



Cylinder lock
Art. no. 22100



Door perforation



Door hinge


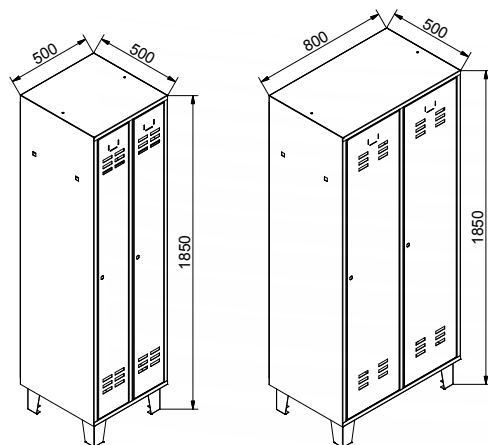


Door stiffener



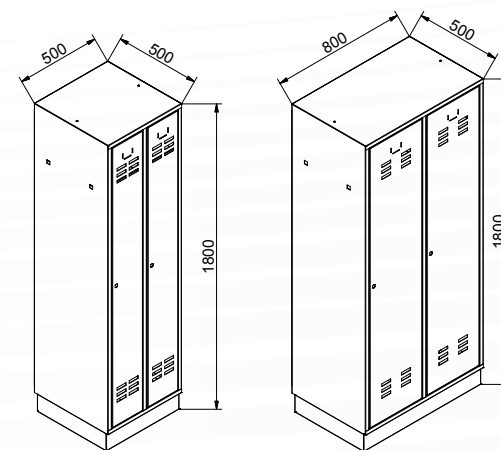
Locker GS2 500/ GS2 800 on legs

- High quality welded construction made of 0,7- 1,0 mm steel sheet
- Ventilation openings at the top and bottom part of the door
- Door stiffeners
- Optional cylinder lock, padlock or code lock
- Locker with legs
- Accessories: 2 shelves, 2 clothes-hangers, 4 hooks
- Stove enamel finish



Locker GS2 500/GS2 800

- High quality welded construction made of 0,7- 1,0 mm steel sheet
- Ventilation openings at the top and bottom part of the door
- Door stiffeners
- Optional cylinder lock, padlock or code lock
- Pedestal locker
- Accessories: 2 shelves, 2 clothes-hangers, 4 hooks
- Stove enamel finish



Name	Colour	Art. no.	Width (mm)	Height (mm)	Depth (mm)	Weight (kg)
Locker GS2 500 on legs	7035/5015	102681	500	1850	500	36
Locker GS2 800 on legs	7035/5015	104550	800	1850	500	50
Locker GS2 500	7035/5015	102662	500	1800	500	36
Locker GS2 800	7035/5015	104370	800	1800	500	50




Code lock
Art. no. 22300



Padlock
Art. no. 22200




Cylinder lock
Art. no. 22100



Door perforation



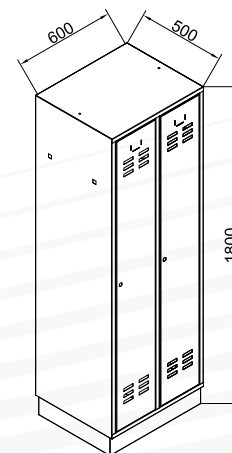
Door hinge



Door stiffener



Locker GS2/4 and GS2/5



- High quality welded construction made of 0,7- 1,0 mm steel sheet
- Ventilation openings at the top and bottom part of the door
- Door stiffeners
- Optional cylinder lock, padlock or code lock
- Pedestal locker
- Accessories GS2/4: 4 shelves, 2 clothes-hanger, 4 hooks
- Accessories GS2/5: 5 shelves, 1 clothes-hanger, 2 hooks
- Stove enamel finish



RAL 7035/5015
GS2/4: 103510
GS2/5: 103390



RAL 7035/2003
GS2/4: 103530
GS2/5: 103410



RAL 7035/3000
GS2/4: 103520
GS2/5: 103400



RAL 7035/7035
GS2/4: 103500
GS2/5: 103380



RAL 7035/1021
GS2/4: 103540
GS2/5: 103420



RAL 7035/7016
GS2/4: 103550
GS2/5: 103430

Name	Art. no.	Width	Hight (mm)	Depth (mm)	Weight (kg)
Locker GS2/4	103500, 103510, 103520, 103530, 103540, 103550	600	1800	500	44
Locker GS2/5	103380, 103390, 103400, 103410, 103420, 103430	600	1800	500	45




Code lock
obj. č.: 22300



Padlock
obj. č.: 22200



Cylinder lock
obj. č.: 22100



Door perforation



Door hinge



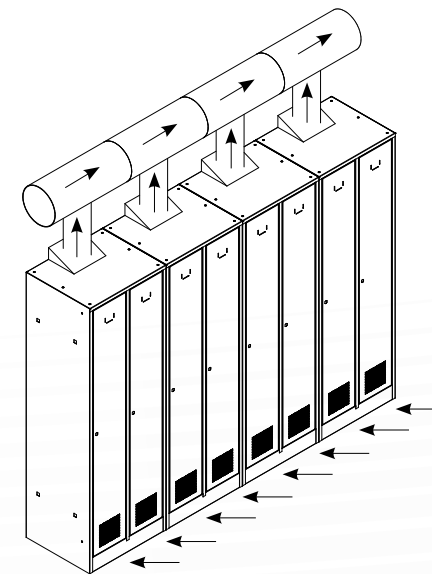
Door stiffener



Locker with connection to Air-Condition



- High quality welded construction made of 0,7- 1,0 mm steel sheet
- Ventilation openings at the bottom part of the door
- Top side with an opening to connect air-conditioning
- Door stiffeners
- Optional cylinder lock, padlock or code lock
- Pedestal locker
- Accessories: 2 shelves, 2 double hooks
- Stove enamel finish



Name	Art. no.	Width (mm)	Height (mm)	Depth (mm)	Weight (kg)
Locker with connection to air-condition RAL 7035/7035	103305	600	1780	500	44




Code lock
Art. no. 22300



Padlock
Art. no. 22200



Cylinder lock
Art. no. 22100




Door stiffener



Door perforation



Ventilation on the top

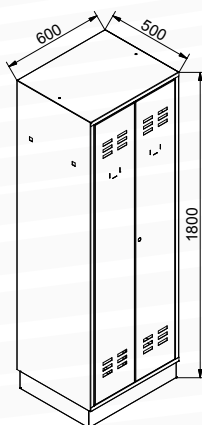


Clothes-hanger



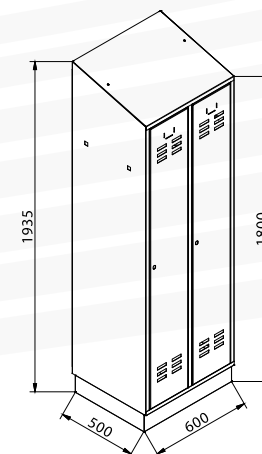
Locker GS2-1

- High quality welded construction made of 0,7- 1,0 mm steel sheet
- Ventilation openings at the top and bottom part of the door
- Door stiffeners
- Optional cylinder lock, padlock or code lock
- Pedestal locker
- Accessories: 1 shelf, separation wall, 2 clothes-hangers, 4 hooks
- Stove enamel finish



Locker with Sloping Top

- High quality welded construction made of 0,7- 1,0 mm steel sheet
- Ventilation openings at the top and bottom part of the door
- Door stiffeners
- Optional cylinder lock, padlock or code lock
- Pedestal locker
- Accessories: 2 shelves, 2 clothes-hangers, 4 hooks
- Stove enamel finish



Name	Art. no.	Width (mm)	Height (mm)	Depth (mm)	Weight (kg)
Locker GS2-1 RAL 7035/5015	103370	600	1800	500	43
Šatníková skříň GS2 šikmá 7035/5015	103320	600	1800-1935	500	50




Code lock
Art. no. 22300



Padlock
Art. no. 22200




Cylinder lock
Art. no. 22100



Door perforation



Door hinge

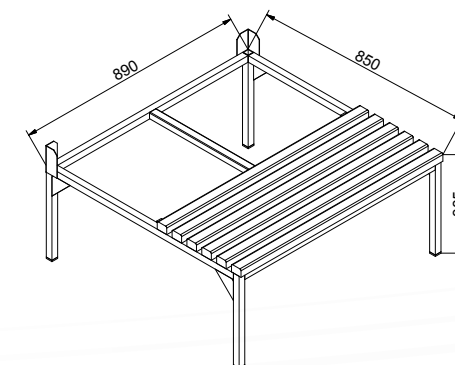
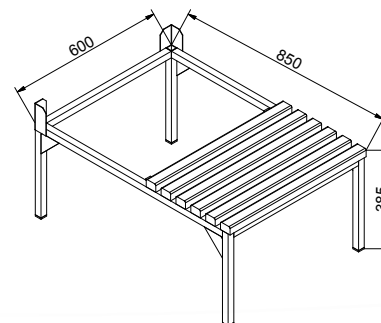


Door stiffener



Benches to Lockers GS2 and GS3


- Bench construction from thin-walled steel pipes 25 × 25 × 2 mm
- Bench top from 6 beech lacquered laths
- Stove enamel finish



Name	Art. no.	Width (mm)	Height (mm)	Depth (mm)	Weight (kg)
Benche to locker GS2 600, RAL 7035	500570	600	385	850	10
Bench to locker GS3 900, RAL 7035	500610	890	385	850	13



Leg stiffener



Beech wood laths



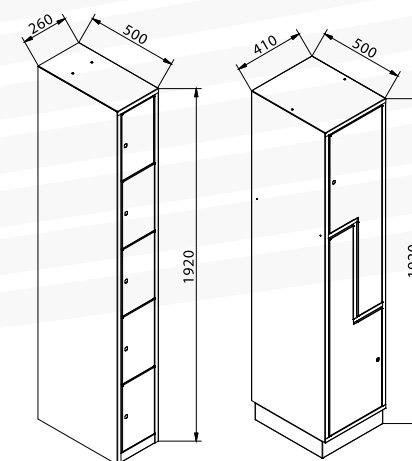
5-Door Lunch Cabinet

- High quality welded construction made of 0,7- 1,0 mm steel sheet
- Ventilation openings at the back side of the locker
- Optional cylinder lock, padlock or code lock
- Pedestal cabinet
- Perforated doors with a mail slot
- Stove enamel finish



Z-Locker

- High quality welded construction made of 0.7-1,0 mm steel sheet
- Rear side with ventilation openings
- Door stiffeners
- Optional cylinder lock, padlock or code lock
- Pedestal locker
- Accessories: 2 clothes-hangers, 4 hooks
- Stove enamel finish



Code lock
Art. no. 22300




Padlock
Art. no. 22200



Cylinder lock
Art. no. 22100



Perforation
and mail slot



Perforation
on the back side

Name	Colour	Art. no.	Width (mm)	Height (mm)	Depth (mm)	Weight (kg)
Z-locker	5015/7001	105480	410	1920	500	40
	5015/2003	105485				
5-door Lunch cabinet	5015/7001	400012	260	1920	500	28
	5015/2003	400013				
5-door Lunch cabinet with perforation	5015/7001	400020	260	1920	500	28





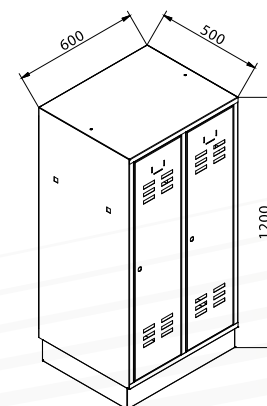
RAL 7035/1021
Art. no. 103780



RAL 7035/3000
Art. no. 103760



RAL 7035/2003
Art. no. 103770



Locker STUDENT

- High quality welded construction made of 0,7- 1,0 mm steel sheet
- Ventilation openings at the top and bottom part of the door
- Door stiffeners
- Optional cylinder lock, padlock or code lock
- Pedestal locker
- Accessories: 2 shelves, 2 clothes-hangers, 4 hooks
- Stove enamel finish



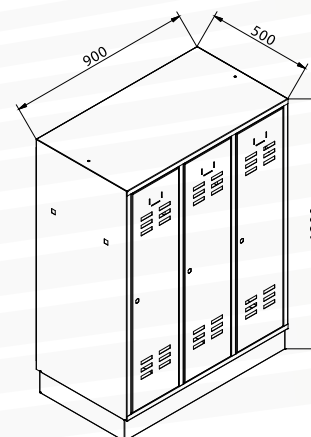
RAL 7035/1021
Art. no. 104890



RAL 7035/3000
Art. no. 104870




RAL 7035/2003
Art. no. 104880



Name	Colour	Art. no.	Width (mm)	Height (mm)	Depth (mm)	Weight (kg)
2-door Locker STUDENT	7035/1021	103780	600	1200	500	27
	7035/2003	103770				
	7035/3000	103760				
3-door Locker STUDENT	7035/1021	104890	890	1200	500	40
	7035/2003	104880				
	7035/3000	104870				




Code lock
Art. no. 22300



Padlock
Art. no. 22200



Cylinder lock
Art. no. 22100



Door perforation



Door stiffener



Locker GS3



- High quality welded construction made of 0,7- 1,0 mm steel sheet
- Ventilation openings at the top and bottom part of the door
- Door stiffeners
- Optional cylinder lock, padlock or code lock
- Pedestal locker
- Accessories: 3 shelves, 3 clothes-hangers, 6 hooks
- Stove enamel finish



RAL 7035/3000
Art. no. 104615



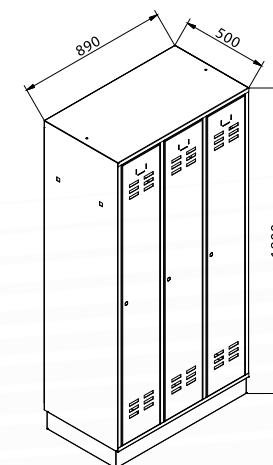
RAL 7035/5015
Art. no. 104605



RAL 7016/3000
Art. no. 104620



RAL 5015/7001
Art. no. 104600



Name	Art. no.	Width (mm)	Height (mm)	Depth (mm)	Weight (kg)
Locker GS3	104605, 104615, 104620, 104600	890	1800	500	56




Code lock
Art. no. 22300



Padlock
Art. no. 22200



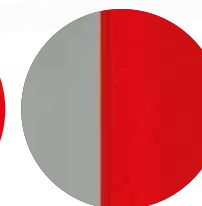
Cylinder lock
Art. no. 22100



Door perforation



Door stiffener



Door hinge



Locker GS3 with Door Perforation



- High quality welded construction made of 0,7- 1,0 mm steel sheet
- Vertical Door Perforation
- Door stiffeners
- Optional cylinder lock, padlock or code lock
- Pedestal locker
- Accessories: 3 shelves, 3 clothes-hangers, 6 hooks
- Stove enamel finish



RAL 7035/3000
Art. no. 104735



RAL 7035/5015
Art. no. 104741



RAL 7016/3000
Art. no. 104750



RAL 5015/7001
Art. no. 104730

Name	Art. no.	Width (mm)	Height (mm)	Depth (mm)	Weight (kg)
Locker GS3 with perforation	104735, 104741, 104750, 104730	890	1800	500	56




Code lock
Art. no. 22300



Padlock
Art. no. 22200



Cylinder lock
Art. no. 22100



Door perforation



Door stiffener



Door hinge



Locker GS4




- High quality welded construction made of 0,7- 1,0 mm steel sheet
- Ventilation openings at the top and bottom part of the door
- Door stiffeners
- Optional cylinder lock, padlock or code lock
- Pedestal locker
- Accessories: 4 shelves, 4 clothes-hangers, 8 hooks
- Stove enamel finish



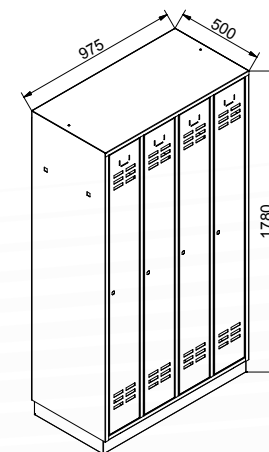
RAL 7016/3000
Art. no. 105460



RAL 7035/7035
Art. no. 105465



RAL 5015/7001
Art. no. 105450



Name	Colour	Art. no.	Width (mm)	Height (mm)	Depth (mm)	Weight (kg)
Locker GS4	7016/3000	105460	975	1780	500	70
	7035/7035	105465				
	5015/7001	105450				



Code lock
Art. no. 22300



Padlock
Art. no. 22200



Cylinder lock
Art. no. 22100



Door perforation



Door stiffener



Door hinge

Benches for cloakrooms



Benches LA19/LA 20

- Bench construction from thin-walled steel pipes 40 × 40 × 2 mm
- Bench top from 4 beech lacquered laths
- Stove enamel finish

Benches LA02/LA 03

- Bench construction from thin-walled steel pipes 25 × 25 × 2 mm
- Bench top from 6 beech lacquered laths
- Stove enamel finish


Name	Colour	Art. no.	Width (mm)	Height (mm)	Depth (mm)	Weight (kg)
Bench LA19 (4 laths)	7035	500310	900	420	390	12
	5015	500300				
Bench LA20 (4 laths)	7035	500340	1500	420	390	16
	5015	500320				
Bench LA02 (6 lath)	7035	500200	900	420	390	12
	5015	500180				
Bench LA03 (6 laths)	7035	500290	1500	420	390	20
	5015	500270				




Leg stiffener
LA02/LA03




Beech laths



Leg end LA02/03



Leg fixation
LA19/LA20



Beech laths



Leg end LA19/20





2-Unit Locker with 4 Doors



- High quality welded construction made of 0,7- 1,0 mm steel sheet
- Ventilation openings at the top and bottom part of the door
- Door stiffeners
- Optional cylinder lock, padlock or code lock
- Pedestal locker
- Accessories: 4 shelves
- Stove enamel finish



RAL 7035/5015
Art. no. 103990



RAL 7035/3000
Art. no. 104000



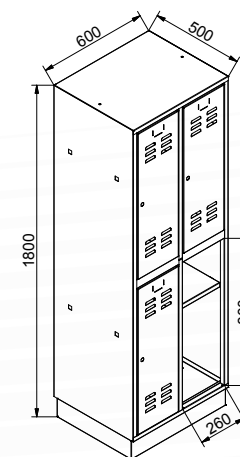
RAL 7035/1021
Art. no. 104020



RAL 7035/7035
Art. no. 103980




RAL 7035/2003
Art. no. 104010



Name	Art. no.	Width (mm)	Height (mm)	Depth (mm)	Weight (kg)
2-Unit Locker with 4 doors	103990, 104000, 104020, 103980, 104010	600	1800	500	46




Code lock
Art. no. 22300



Padlock
Art. no. 22200



Cylindric lock
Art. no. 22100



Door perforation



Door hinge



Door stiffener



2-Unit Locker with 6 Doors



- High quality welded construction made of 0,7- 1,0 mm steel sheet
- Ventilation openings at the top and bottom part of the door
- Door stiffeners
- Optional cylinder lock, padlock or code lock
- Pedestal locker
- Accessories: 6 shelves
- Stove enamel finish



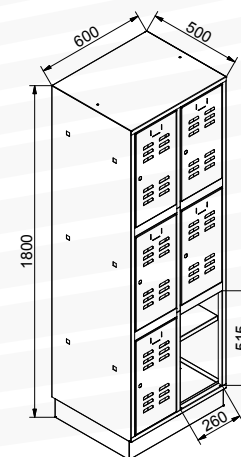
RAL 5015/7001
Art. no. 104115



RAL 7035/2003
Art. no. 104130



RAL 7035/5015
Art. no. 104110



Name	Art. no.	Width (mm)	Height (mm)	Depth (mm)	Weight (kg)
2-Unit Locker with 6 doors	104115, 104110, 104130	600	1800	500	52




Code lock
Art. no. 22300



Padlock
Art. no. 22200




Cylinder lock
Art. no. 22100



Door perforation



Door hinge



Door stiffener

3-Unit Locker with 6 Doors



- High quality welded construction made of 0,7- 1,0 mm steel sheet
- Ventilation openings at the top and bottom part of the door
- Door stiffeners
- Optional cylinder lock, padlock or code lock
- Pedestal locker
- Accessories: 6 shelves
- Stove enamel finish



RAL 7035/5015
Art. no. 105270



RAL 7035/3000
Art. no. 105280



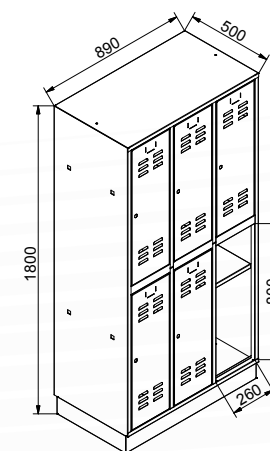
RAL 7035/1021
Art. no. 105300



RAL 7035/7035
Art. no. 105200



RAL 7035/2003
Art. no. 105290



Name	Art. no.	Width (mm)	Height (mm)	Depth (mm)	Weight (kg)
3-Unit Locker with 6 doors	105270, 105280, 105300, 105200, 105290	890	1800	500	60




Code lock
Art. no. 22300



Padlock
Art. no. 22200




Cylinder lock
Art. no. 22100



Door Perforation



Door hinge




Door stiffener



15-Box Locker



- Lockable box lockers with wide usage
- High quality welded construction made of 0,7- 1,0 mm steel sheet
- Optional cylinder lock, padlock or code lock
- Pedestal locker
- Stove enamel finish



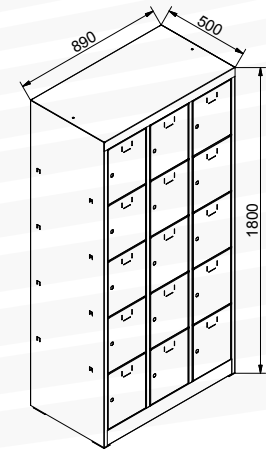
RAL 3000/7016
Art. no. 105403



RAL 5015/7001
Art. no. 105402



RAL 7035/7035
Art. no. 105401



Name	Art. no.	Width (mm)	Hight (mm)	Depth (mm)	Weight (kg)
15-Box Locker	105401, 105402, 105403	890	1800	500	60



Code lock
Art. no. 22300



Padlock
Art. no. 22200



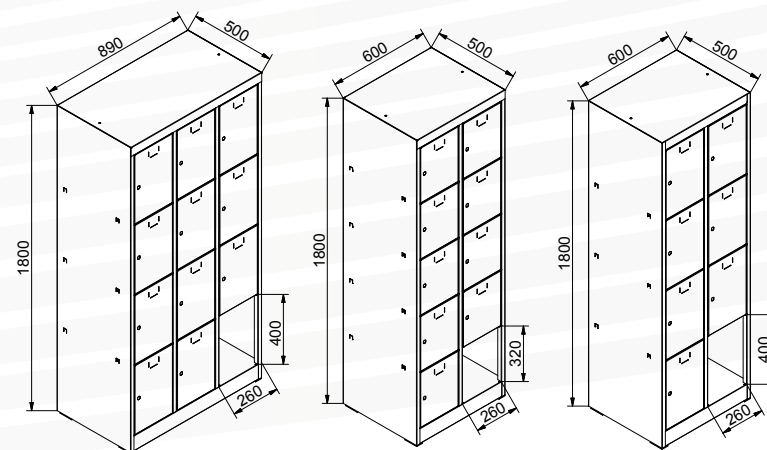
Cylinder lock
Art. no. 22100





12/10/8-Box Locker

- Lockable box lockers with wide usage
- High quality welded construction made of 0,7- 1,0 mm steel sheet
- Optional cylinder lock, padlock or code lock
- Pedestal locker
- Stove enamel finish



Name	Colour	Art. no.	Width (mm)	Height (mm)	Depth (mm)	Weight (kg)
12-Box Locker	5015/7001	105391	890	1800	500	57
	3000/7016	105392				
	7035/7035	105381				
10-Box Locker	5015/7001	105415	600	1800	500	42
	3000/7016	105416				
	7035/7035	105420				
8-Box Locker	5015/7001	105375	600	1800	500	40
	3000/7016	105376				
	7035/7035	105377				



Code lock
Art. no. 22300



Padlock
Art. no. 22200



Cylinder lock
Art. no. 22100





Cabinet ECO

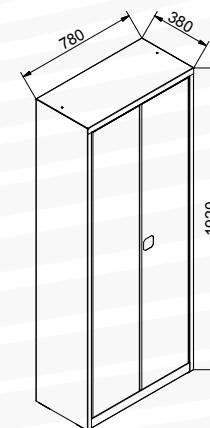
- High quality welded construction made of 0,7- 1,5 mm steel sheet
- 2-Point locking system with 2 keys
- Accessories: 4 shelves
- Adjustable shelves by 28 mm increments
- Carrying capacity of shelves: 50 kg each
- Stove enamel finish



RAL 7035/7035
Art. no. 200280



RAL 7035/5015
Art. no. 200290



Name	Colour	Art. no.	Width (mm)	Height (mm)	Depth (mm)	Weight (kg)
Cabinet ECO	7035/7035	200280	780	1920	380	48
	7035/5015	200290				
Shelf for Cabinet ECO	7035	200970	775	24	310	2



Shelves



Padlock
Art. no. 22400



Cabinet corner detail



Shelf hinge



Locking mechanism



Extension for Cabinet ECO



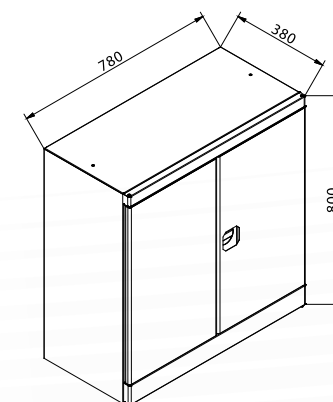
- High quality welded construction made of 0,7- 1,5 mm steel sheet
- Modern design with rounded edges
- 2-Point locking system with 2 keys
- Accessories: 1 shelf
- Adjustable shelves by 28 mm increments
- Carrying capacity of shelves: 50 kg each
- Stove enamel finish



RAL 7035/7035
Art. no. 200180



RAL 7035/5015
Art. no. 200182



Name	Colour	Art. no.	Width (mm)	Height (mm)	Depth (mm)	Weight (kg)
Extension for Cabinet ECO	7035/7035	200180	780	800	380	25
	7035/5015	200182				
Shelf for extension ECO	7035	200970	775	24	310	2



Shelves




Padlock
Art. no. 22400



Rounded cabinet edges



Shelf hinge

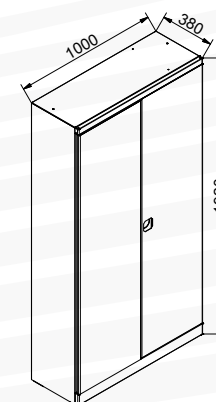
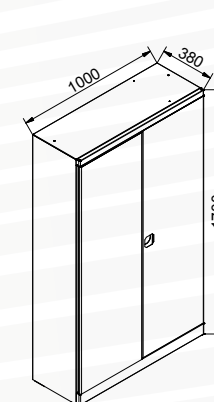


Locking mechanism



Cabinet TECHNIK

- High quality welded construction made of 0,7- 1,5 mm steel sheet
- Modern design with rounded edges
- 2-Point locking system with 2 keys
- Accessories: 5 shelves, extension rack/ 8 shelves
- Adjustable shelves by 28 mm increments
- Carrying capacity of shelves: 50 kg each
- Stove enamel finish



Name	Number of Shelves	Art. no.	Width (mm)	Height (mm)	Depth (mm)	Weight (kg)
Cabinet TECHNIK 1700	5	200720	1000	1700	380	57
Cabinet TECHNIK 1920	5	200740	1000	1920	380	80
Cabinet TECHNIK 1920	8	200755	1000	1920	380	86
Shelves for cabinet TECHNIK	1	201210	495	24	310	1,2



Padlock
Art. no. 22400




Rounded cabinet
edges



Shelf hinge



Built-in locking
mechanism



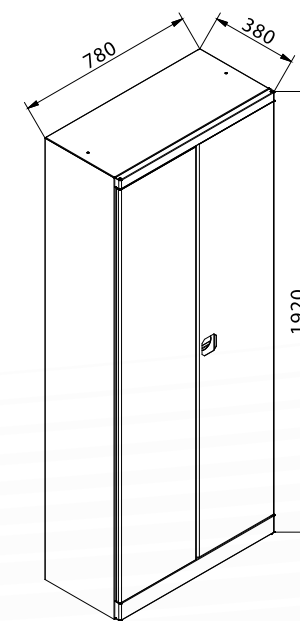
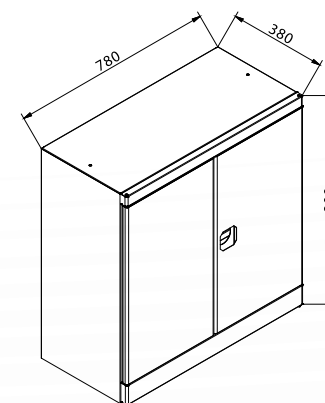
Extension rack



Storage Cabinet Type B with extension



- High quality welded construction made of 0,7- 1,5 mm steel sheet
- Modern design with rounded edges
- 2-Point locking system with 2 keys
- Accessories: 4 shelves
- Adjustable shelves by 28 mm increments
- Carrying capacity of shelves: 50 kg each
- Stove enamel finish



Name	Colour	Number of shelves	Art. no.	Width (mm)	Height (mm)	Depth (mm)	Weight (kg)
Storage Cabinet Type B	5015/7001	4	200210	780	800	380	50
Extension for Cabinet Type B	5015/7001	1	200160	780	800	380	25
Shelves for Cabinet Type B	5015	1	200960	775	24	310	2



Shelves



Padlock
Art. no. 22400



Rounded cabinet
edges



Built-in locking
mechanism

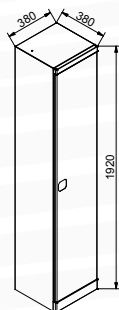


Shelf hinge



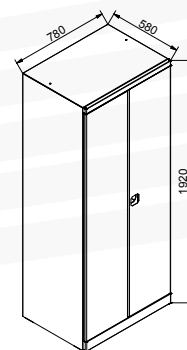
Storage Cabinet Type A

- High quality welded construction made of 0,7- 1,5 mm steel sheet
- Modern design with rounded edges
- 2-Point locking system with 2 keys
- Accessories: 4 shelves
- Adjustable shelves by 28 mm increments
- Carrying capacity of shelves: 50 kg each
- Stove enamel finish



Storage Cabinet Type BG


- High quality welded construction made of 0,7- 1,5 mm steel sheet
- Modern design with rounded edges
- 2-Point locking system with 2 keys
- Accessories: 4 shelves
- Adjustable shelves by 28 mm increments
- Carrying capacity of shelves: 50 kg each
- Stove enamel finish



Name	Colour	Art. no.	Number of shelves	Width (mm)	Height (mm)	Depth (mm)	Weight (kg)
Storage Cabinet Type A	5015/7001	200010	4	380	1920	380	35
Storage Cabinet Type BG	5015/7001	200410	4	780	1920	580	70
Shelves for Cabinet Type BG	5015	201040	1	775	24	510	2



Padlock
Art. no. 22400



Rounded cabinet
corners



Door hinge



Shelf hinge

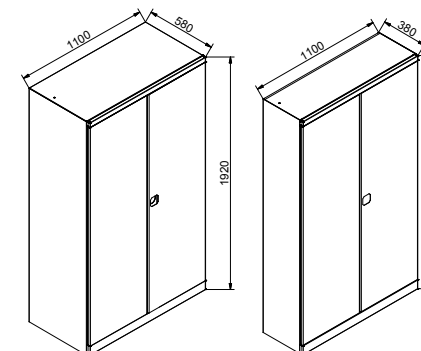


Built-in locking
mechanism

Storage Cabinet Type C/CB



- High quality welded construction made of 0,7- 1,5 mm steel sheet
- Modern design with rounded edges
- 2-Point locking system with 2 keys
- Accessories: 4 shelves
- Adjustable shelves by 28 mm increments
- Carrying capacity of shelves: 50 kg each
- Stove enamel finish



Name	Colour	Art. no.	Number of shelves	Width (mm)	Height (mm)	Depth (mm)	Weight (kg)
Cabinet Type C	5015/7001	200780	4	1100	1920	380	80
Cabinet Type CB	5015/7001	200800	4	1100	1920	580	85
Shelf for Cabinet Type C	5015	201060	1	1090	24	310	2
Shelves for Cabinet Type CB	5015	201080	1	1090	24	510	2



Padlock
Art. no. 22400




Rounded cabinet
edges



Door hinge



Shelf hinge



Built-in locking
mechanism

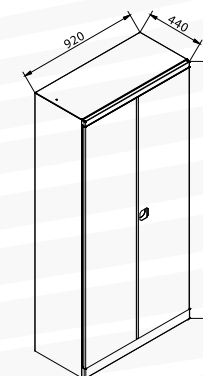
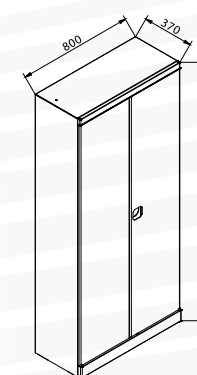


Storage Cabinet SET (2 in 1)

- High quality welded construction made of 0,7- 1,5 mm steel sheet
- Modern design with rounded edges
- 2-Point locking system with 2 keys
- Accessories: 4 shelves
- Adjustable shelves by 28 mm increments
- Carrying capacity of shelves: 50 kg each
- Stove enamel finish



PACKING




Name	Colour	Art. no.	Number of shelves	Width (mm)	Height (mm)	Depth (mm)	Weight (kg)
Storage cabinet SET (2v1)	5015/7001	200561	8	920	1950	440	118
Storage cabinet SET - big	5015/7001	200560	4	920	1950	440	70
Storage cabinet SET- small	5015/7001	200470	4	800	1780	370	48
Polica pre vonkajši SET	5015	201170	1	915	24	369	2,7
Polica pre vnútorný SET	5015	201150	1	765	24	229	2



Police



Padlock
Art. no. 22400



Rounded cabinet edges



Door hinge



Shelf hinge



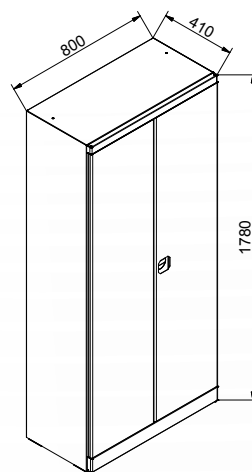
Built-in locking mechanism



Art. no. 200530

Cabinet SCHUBA ST67/ ST 61

- High quality welded construction made of 0,7- 1,5 mm steel sheet
- Modern design with rounded edges
- 2-Point locking system with 2 keys
- Accessories: size A4 drawers
- Loading capacity of a drawer: 30 kg
- Stove enamel finish



Art. no. 200535

Name	Colour	Art. no.	Number of shelves	Width (mm)	Height (mm)	Depth (mm)	Weight (kg)
Cabinet SCHUBA ST 67	7035/7035	200530	60	800	1780	410	130
Cabinet SCHUBA ST 61	7035/7035	200535	27	800	1780	410	96
Drawer	7035	-	ST 67- 24	228	96	327	1,2
Drawer	7035	-	ST 61- 12	228	96	327	1,2
Drawer	7035	-	ST 67- 36	228	63	327	0,8
Drawer	7035	-	ST 61 -15	228	63	327	0,8




Padlock
Art. no. 22400



Rounded cabinet edges



Handle detail

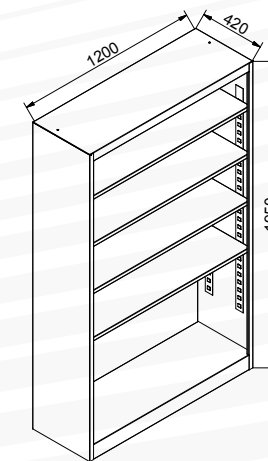
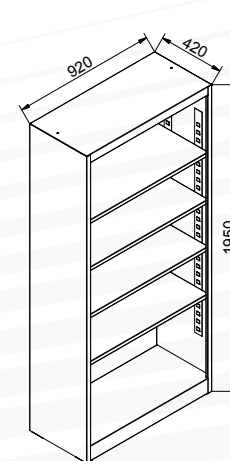


Built-in locking
mechanism



Storage Rack

- High quality welded construction made of 0,7- 1,5 mm steel sheet
- Accessories: 4 shelves
- Adjustable shelves by 28 mm increments
- Carrying capacity of shelves: 50 kg each
- Stove enamel finish



Name	Colour	Art. no.	Number of shelves	Width (mm)	Height (mm)	Depth (mm)	Weight (kg)
Storage Rack 920	7035	200690	4	920	1950	420	32
	7001	200680					
Storage Rack 1200	7035	200870	4	1200	1950	420	55
	7001	200860					
Shelf for Storage Rack 920	7035	201120	1	915	24	380	3,3
	7001	201110					
Shelf for Storage Rack 1200	7035	201140	1	1195	24	380	4,2
	7001	201130					



Shelves



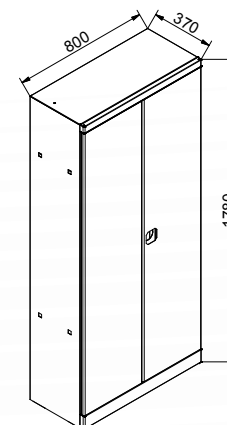
Shelf hinge



Cabinet for Cleaners



- High quality welded construction made of 0,7- 1,5 mm steel sheet
- Modern design with rounded edges
- 2-Point locking system with 2 keys
- Accessories: 4 shelves, 1 clothes-hanger
- Carrying capacity of shelves: 50 kg each
- Stove enamel finish




Name	Colour	Art. no.	Width (mm)	Height (mm)	Depth (mm)	Weight (kg)
Cabinet for cleaners	7035/7035	200490	800	1780	370	48



Padlock
Art. no. 22400



Rounded cabinet
edges



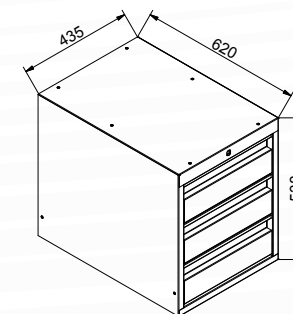
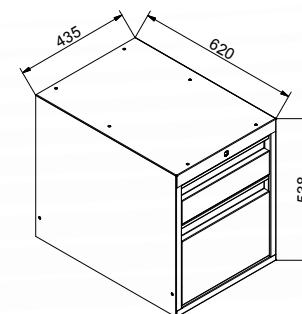
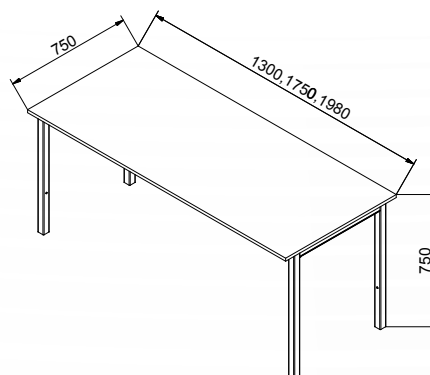
Built-in locking
mechanism



Office tables with Storage Cabinets



- Legs made of thin-walled steel pipes 40 x 40 x 2 mm, frame: pipes 30 x 30 mm x 2 mm
- 18 mm thick lamina worktop with 2 mm ABS edges
- Easy assembly required (mounting screws included)
- Stove enamel finish
- Optional 2-drawer or 3-drawer cabinets available
- High quality welded construction of cabinets made of 0,7- 0,8 mm steel sheet
- Cylinder lock
- Drawers with 100% full extension on ball bearing slides
- Loading capacity of drawers: 40 kg each
- Stove enamel finish



Name	Colour	Art. no.	Width (mm)	Height (mm)	Depth (mm)	Weight (kg)
Office table	7035	301970	1300	750	750	22
		301980	1750	750	750	27
		301990	1980	750	750	29
2-drawer storage cabinet	7035	302000	435	620	538	26
3-drawer storage cabinet	7035	302020	435	620	538	32



Cylinder lock



100% extension of drawers



Drawer format: A4 file



Worktop

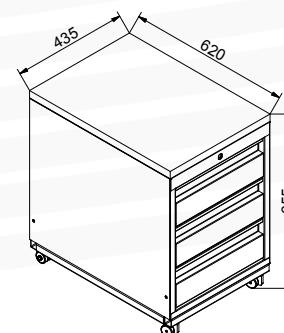
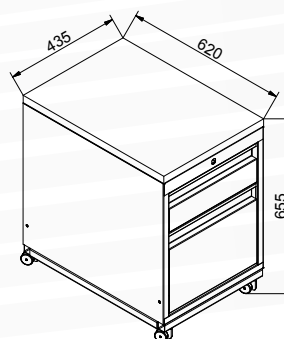
Office Tables with Mobile Cabinets



PC Holder



- Legs made of thin-walled steel pipes
40 x 40 x 2 mm, frame: pipes
30 x 30 x 2 mm
- 18 mm thick lamina worktop with 2 mm ABS edges
- Easy assembly required (mounting screws included)
- Stove enamel finish
- Optional metal mobile cabinets available
- High quality welded construction of cabinets made of 0,7- 0,8 mm steel sheet
- Cylinder lock
- Drawers with 100% full extension on ball bearing slides
- Loading capacity of drawers: 40 kg each
- Stove enamel finish



- Made of steel sheet 0.8 mm
- Mounting to an office table optional
- Stove enamel finish

Name	Colour	Art. no.	Width (mm)	Height (mm)	Depth (mm)	Weight (kg)
2-drawer mobile office cabinet	7035	302010	435	620	655	27
3-drawer mobile office cabinet	7035	302030	435	620	655	33
PC Holder	7035	302050	238	450	452	6



Cylinder lock



100% extension of drawers



Drawer format: A4 file



Worktop



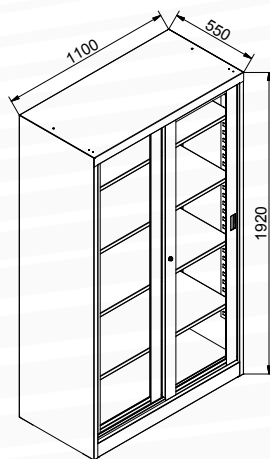
Swivel castor





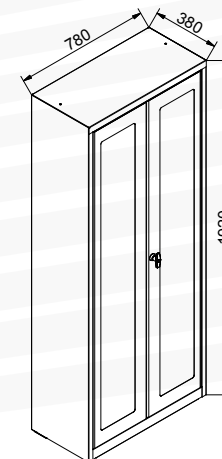
Storage Cabinet PLEXI

- High quality welded construction made of 0,8–2,0 mm steel sheet
- Cylinder lock
- Door with 4 mm plexiglass
- Accessories: 4 shelves
- Adjustable shelves by 28 mm increments
- Carrying capacity of shelves: 50 kg each
- 1/3 of the rear side perforated according to EU- standards
- Stove enamel finish



Storage Cabinet BENE


- High quality welded construction made of 0,8–2,0 mm steel sheet
- 2-Point locking system with T-handle
- Door with 4 mm plexiglass
- Accessories: 4 shelves
- Adjustable shelves by 28 mm increments
- Carrying capacity of shelves: 50 kg each
- Stove enamel finish




Shelves



Shelf hinge



Sliding door



Back side perforation



Handle

Name	Colour	Number of shelves	Art. no.	Width (mm)	Height (mm)	Depth (mm)	Weight (kg)
Storage cabinet PLEXI	7035/7035	4	200840	1100	1920	550	84
Skrinja BENE	7035/7035	4	200370	780	1920	380	52
Polica k skrini PLEXI	7035	1	201190	1095	24	450	3,7
Polica k skrini BENE	7035	1	200970	775	24	310	2



Shelf hinge



T-handle

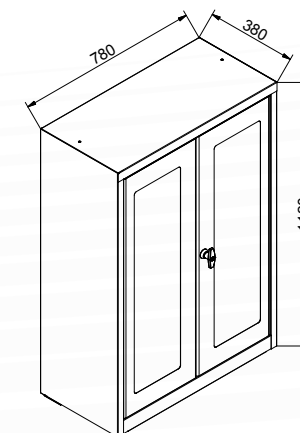
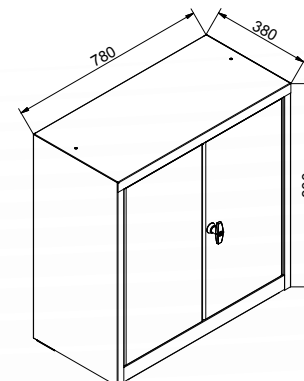


Storage Cabinet TECA with Extension

- High quality welded construction made of 0,8–2,0 mm steel sheet
- 2-Point locking system with T-handle
- Door with 4 mm plexiglass
- Accessories: 1 shelf/ 2 shelves
- Adjustable shelves by 28 mm increments
- Carrying capacity of shelves: 50 kg each
- Stove enamel finish



Shelves



Name	Colour	Number of shelves	Art. no.	Width (mm)	Height (mm)	Depth (mm)	Weight (kg)
Storage cabinet TECA	7035/7035	4	200200	780	1120	380	32
Extension for cabinet TECA	7035/735	4	200190	780	800	380	22
Shelf for cabinet TECA	7035	1	200970	775	24	310	2
Shelf for extension TECA	7035	1					



Shelf hinge



T-handle



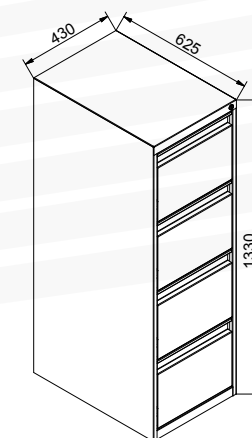
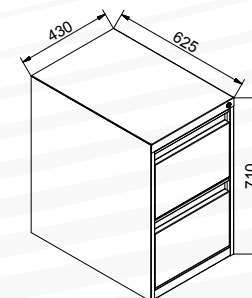
File Cabinet KA 4

- High quality welded construction made of 0,8–2,0 mm steel sheet
- Accessories: 4 drawers with 100% length extension
- Drawers fit A4
- others drawers blocked after the extension of one drawer
- Central locking with cylinder lock
- High stability
- Stove enamel finish



File Cabinet KA 2

- High quality welded construction made of 0,8–2,0 mm steel sheet
- Accessories: 2 drawers with 100% length extension
- Drawers fit A4
- Central locking with cylinder lock
- Stove enamel finish




Name	Colour	Art. no.	Width (mm)	Height (mm)	Depth (mm)	Weight (kg)
File cabinet KA4	7035/7035	400980	430	1330	625	54
File cabinet KA2	7035/7035	401000	430	710	625	30



Cylinder lock
Art. no. 22100



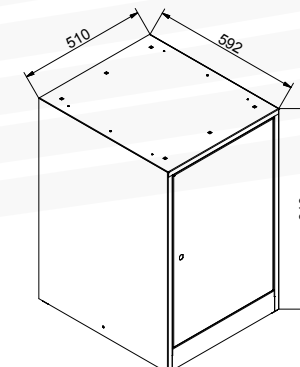
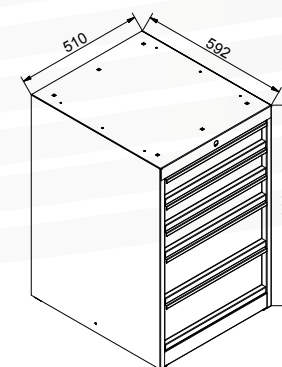
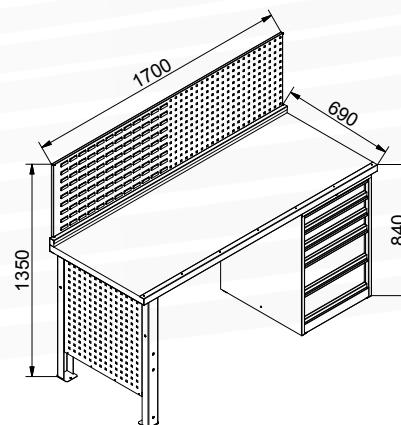
100% extension
of drawers





Workbench PROFI SET UP

- High quality welded construction of cabinets made of 0,7- 0,8 mm steel sheet
- Solid beech worktop with metal edging strip
- U-Profile legs made of high quality 2,0 mm steel sheet
- Accessories: 5- drawer cabinet or door cabinet
- Drawers with 100% full extension on ball bearing slides
- Drawers with central locking, cylinder lock
- Preparation for dividers in 3 top drawers (dividers not included)
- Loading capacity of drawers: 40 kg each
- Accessories: combined perforated panel for both hooks and boxes
- Easy assembly required (mounting screws included)
- Stove enamel finish



Name	Colour	Art. no.	Number of drawers/ shelves	Width (mm)	Height (mm)	Depth (mm)	Weight (kg)
Workbench PROFI- drawer cabinet	7016/3000	301415	435x90x524 (3ks) 435x168x524 (2ks)	1700	840	690	100
Workbench PROFI-door cabinet	7016/3000	301416	2 police	1700	840	690	77




Cylinder lock



100% extension of
drawers




Perforation



Perforation



Worktop with metal
edging strip



Set of hooks
(see p. 92)



Set of plastic organizers
(see p. 94)



Set of dividers
(see p. 94)

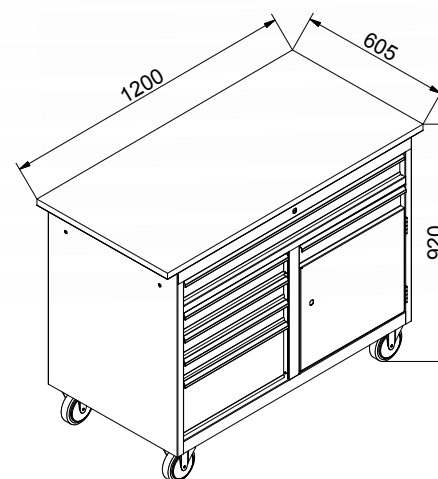


Mobile Workbench DENNER




- High quality welded construction made of 0,7- 2,0 mm steel sheet
- Solid worktop made of MULTIPLEX- glued beech veneer 25 mm thick
- Accessories: 5 drawers of various sizes and door-cabinet with galvanized shelf
- Drawers with 100% full extension on ball bearing slides
- Drawers with metal ledges and assurance against spontaneous opening
- Loading capacity of drawers: 40 kg each
- Drawers with central locking- cylinder lock with 2 keys
- Plastic handle on the side
- 2 Fixed castors, 2 swivel castors with wheel stop, all Ø 125 mm
- Stove enamel finish


Name	Colour	Art. no.	Number of drawers	Width (mm)	Height (mm)	Depth (mm)	Weight (kg)
Mobile workbench DENNER	7016/3000	301929	998x71x525 (1ks) 452x81x536 (3ks) 452x81x536 (1ks)	1200	920	605	90



Swivel castor with wheel stop Ø125 mm




Fixed castor Ø125 mm





Locker GS2 with Door Perforation

- High quality welded construction made of 0,7- 1,0 mm steel sheet
- Perforation at the top and bottom part of the door
- Door stiffeners
- Optional cylinder lock, padlock or code lock
- Pedestal locker
- Accessories: 2 shelves, 2 clothes-hangers, 4 hooks
- Stove enamel finish



RAL 7035/5015
Art. no. 103126



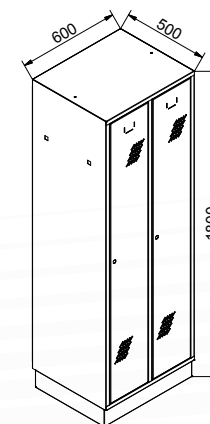
RAL 7035/3000
Art. no. 103127



RAL 7035/2003
Art. no. 103128



RAL 7035/1021
Art. no. 103129



Name	Art. no.	Width (mm)	Height (mm)	Depth (mm)	Weight (kg)
Locker GS2 with door perforation	103126, 103127, 103128, 103129	600	1800	500	42



Code lock
Art. no. 22300



Padlock
Art. no. 22200




Cylinder lock
Art. no. 22100



Door perforation



Door hinge



Door stiffener



Locker GS3 with Door Perforation


- High quality welded construction made of 0,7- 1,0 mm steel sheet
- Perforation at the top and bottom part of the door
- Door stiffeners
- Optional cylinder lock, padlock or code lock
- Pedestal locker
- Accessories: 2 shelves, 2 clothes-hangers, 4 hooks
- Stove enamel finish



RAL 7035/5015
Art. no. 104726



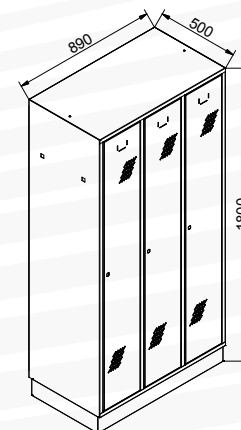
RAL 7035/3000
Art. no. 104727



RAL 7035/2003
Art. no. 104728



RAL 7035/1021
Art. no. 104729



Name	Art. no.	Width (mm)	Height (mm)	Depth (mm)	Weight (kg)
Locker GS3 with door perforation	104726, 104727, 104728, 104729	890	1800	500	56




Code lock
Art. no. 22300



Padlock
Art. no. 22200




Cylinder lock
Art. no. 22100



Door perforation



Door hinge



Door stiffener



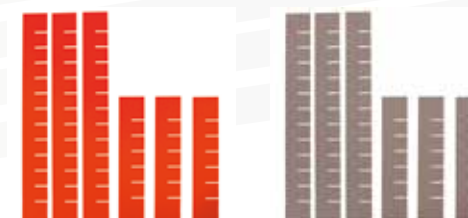
Workbenches 1200



Set of dividers (see accessories p. 94)



Set of plastic organizers (see accessories p. 94)



Adjustable foot



Fixed foot



100% extension of drawers




Worktop



Cabinet with shelves

Workbenches P 1200 SLT



Art. no. 300010



Art. no. 300030



Art. no. 300050



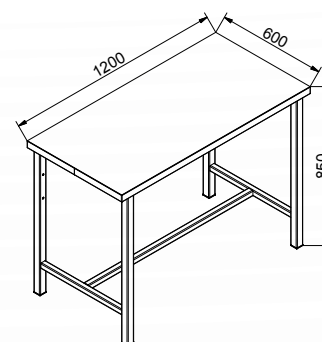
Art. no. 300020



Art. no. 300040



Art. no. 300060



Name	Colour	Art. no.	Number of shelves	Width (mm)	Height (mm)	Depth (mm)	Weight (kg)
Workbench P1200S	5015	300010	-	1200	850	600	28
	7016	300020					
Workbench P1200T	5015/7001	300030	3 pcs	1200	850	600	65
	7016/3000	300040					
Workbench P1200TT	5015/7001	300050	4 pcs	1200	850	600	70
	7016/3000	300060					

- High quality welded construction made of thin-walled steel pipes 40 x 40 mm
- Worktop- laminated sprucewood core and beech
- 1- Door cabinet with 2 shelves
- 3-Drawer cabinet with central locking, cylinder lock
- Preparation for dividers in 2 top drawers (dividers not included)
- Drawers with 100% full extension on ball bearing slides
- Loading capacity of drawers: 40 kg each
- Available with fixed or adjustable feet
- Loading capacity of adjustable feet: 100 kg
- See p. 56 for possible sets
- Stove enamel finish

Workbenches P 1200 SLT



Art. no. 300070



Art. no. 300090



Art. no. 300130



Art. no. 300080



Art. no. 300100



Art. no. 300140

Name	Colour	Art. no.	Number of drawers/shelves	Width (mm)	Height (mm)	Depth (mm)	Weight (kg)
Workbench P1200SL	5015/7001 7016/3000	300070 300080	435x90x524 (2ks) 435x168x524 (1pcs) /1 shelf	1200	850	600	72
Workbench P1200SLT	5015/7001 7016/3000	300090 300100	435x90x524 (2ks) 435x168x524 (1pcs) /2 shelves	1200	850	600	75
Workbench P 1200 SS	5015/7001 7016/3000	300130 300140	435x90x524 (4pcs) 435x168x524 (2pcs)	1200	850	600	90



Cylinder lock



Worktop



100% extension of drawers



Adjustable foot



Fixed foot



Set of plastic organizers (see p. 94)



Set of dividers (see p. 94)

Mobile Workbenches P 1200



Art. no. 300190



Art. no. 300210



Obj. č.: 300230



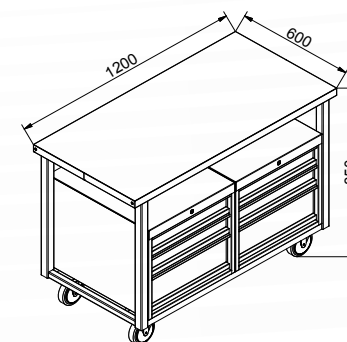
Art. no. 300200



Art. no. 300220



Art. no. 300240



Name	Colour	Art. no.	Number of drawers/shelves	Width (mm)	Height (mm)	Depth (mm)	Weight (kg)
Mobile workbench P1200T	5015/7001	300190	3 shelves	1200	850	600	75
	7016/3000	300200					
Mobile workbench P1200TT	5015/7001	300210	4 shelves	1200	850	600	76
	7016/3000	300220					
Mobile workbench P1200SL	5015/7001	300230	435x90x524 (2 pcs)	1200	850	600	85
	7016/3000	300240	435x168x524 (1 pcs) / 1 shelf				

- High quality welded construction made of thin-walled steel pipes 40 x 40 mm
- Worktop- laminated sprucewood core and beech
- 1- Door cabinet with 2 shelves
- 3-Drawer cabinet with central locking by cylinder lock
- Preparation for dividers in 2 top drawers (dividers not included)
- Drawers with 100% full extension on ball bearing slides
- Loading capacity of drawers: 40 kg each
- 2 Fixed castors, 2 swivel castors with wheel stop, all Ø 125 mm
- Plastic handle on the side
- See p. 56 for possible sets
- Stove enamel finish

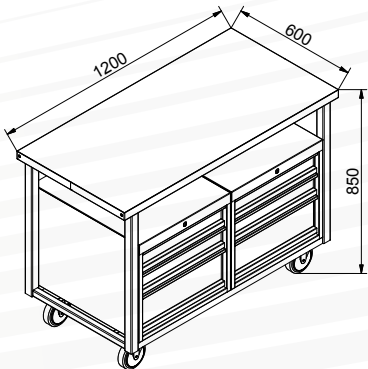
Mobile Workbenches P 1200



Art. no. 300150



Art. no. 300170



Art. no. 300160



Art. no. 300180


Name	Colour	Art. no.	Number of drawers	Width (mm)	Height (mm)	Depth (mm)	Weight (kg)
Mobile workbench P1200SLT	5015/7001	300150	435x90x524 (2ks)	1200	850	600	85
	7016/3000	300160	435x168x524 (1 pcs) / 2 shelves				
Mobile workbench P1200SS	5015/7001	300170	435x90x524 (4 pcs)	1200	850	600	90
	7016/3000	300180	435x168x524 (2 pcs)				



Swivel castor with wheel stop



Fixed castor



Plastic handle



Worktop



100% extension of drawer



Cylinder lock



Set of plastic organizers (see p. 94)



Set of dividers (see p. 94)

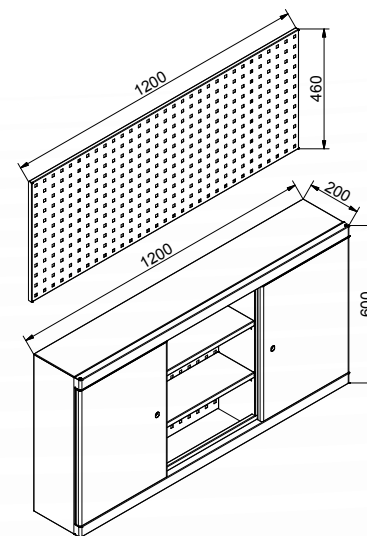
Workshop set up for all types of workbenches P 1200 SLT



Name	Colour	Art. no.	Width (mm)	Height (mm)	Depth (mm)	Weight (kg)
Cabinet over workbench 1200	5015/7001	301940	1200	600	200	24
	7016/3000	301950				
Perforated panel for hooks 1200	5015	302060	1200	460	20	6
	7016	302080				
Holder for cabinet/perforated panel (pair)	5015	302520	40	1200	40	8
	7016	302530				

Storage Cabinet over Workbench


- High quality welded construction made of 0,7- 1,5 mm steel sheet
- Modern design with rounded edges
- Cylinder lock
- Accessories: 6 shelves
- Door and rear side perforations according to EU-standards
- Fits all types of workbenches P 1200 SLT
- Stove enamel finish




Cylinder lock



Rounded cabinet edges



Perforation according to EU-standards



Set of hooks (see p. 92)

Workbench P 1200 RSS



RAL 7016/3000
Art. no. 300120

RAL 5015/7001
Art. no. 300110

- High quality welded construction made of thin-walled steel pipes 40 x 40 mm
- Worktop- laminated sprucewood core and beech
- 1- Door cabinet with 2 shelves with cylinder lock
- 3-Drawer cabinet with central locking by cylinder lock
- Preparation for dividers in 2 top drawers (dividers not included)
- Drawers with 100% full extension on ball bearing slides
- Loading capacity of drawers: 40 kg each
- 2 Drawers under worktop, unlockable
- Perforated sides according to EU-standards
- Holders, baskets and hooks available (see pages 92-95)
- Stove enamel finish

Name	Colour	Art. no.	Number of shelves	Width (mm)	Height (mm)	Depth (mm)	Weight (kg)
Workbench P1200 RSS	5015/7001	300110	435x90x524 (2 pcs) 435x168x524 (1 pcs)	1200	850	600	90
	7016/3000	300120	450x145x550 (2 pcs)				



Set of plastic organizers
(see p. 94)



Set of dividers
(see p. 94)



Cylinder lock



Worktop




100% extension of
drawers




Adjustable foot



Fixed foot



Perforation according to
EU-standards



Set of hooks
(see p. 92)

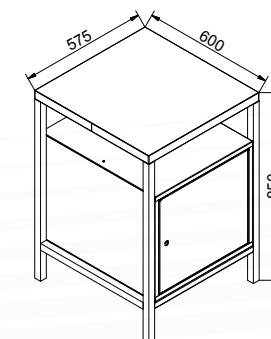


Accessories
(see p. 93)



Half-Length Workbenches

- High quality welded construction made of thin-walled steel pipes 40 x 40 mm
- Worktop- laminated sprucewood core and beech
- 1- Door cabinet with 2 shelves
- 3-Drawer cabinet with central locking, cylinder lock
- Preparation for dividers in 2 top drawers (dividers not included)
- Drawers with 100% full extension on ball bearing slides
- Loading capacity of drawers: 40 kg each
- Available with non-adjustable or adjustable feet
- Loading capacity of adjustable feet: 100 kg
- Mobile version: 2 fixed castors, 2 swivel castors with wheel stop, all Ø 125 mm
- Stove enamel finish



Name	Colour	Art. no.	Number of drawers	Width (mm)	Height (mm)	Depth (mm)	Weight (kg)
Half-length workbench with drawers	5015/7001	300500	435x90x524 (2pcs) 435x168x524 (1pcs)	575	850	600	41
Mobile half-length workbench with drawers	5015/7001	300540		575	850	600	41
Half-length workbench with door cabinet	5015/7001	300480	-	575	850	600	28
Mobile half-length workbench with door cabinet	5015/7001	300520	-	575	850	600	28



Cylinder lock



Worktop



100% extension of drawers



Adjustable foot



Fixed foot



Swivel castor with wheel stop Ø 125 mm



Fixed castor Ø 125 mm



Set of plastic organizers (see p. 94)



Set of dividers (see p. 94)



Mobile Workbench 6Z 28



- High quality welded construction made of 0,7- 1,2 mm steel sheet
- Solid worktop made of MULTIPLEX- glued beech veneer 25 mm thick
- Accessories: 5 drawers of various sizes and 2 open shelves
- Big drawer suitable for larger items
- Drawers with 100% full extension on ball bearing slides
- Drawers with central locking, cylinder lock with 2 keys
- Loading capacity of drawers: 40 kg each
- Perforated door and rear side according to EU-standards
- Holders, baskets and hooks available (see pages 92-95)
- Plastic handle on the side
- 2 fixed castors, 2 swivel castors with wheel stop, all Ø 100 mm
- Stove enamel finish



Name	Colour	Art. no.	Number of drawers	Width (mm)	Height (mm)	Depth (mm)	Weight (kg)
Mobile workbench 6Z 28	5015/7001	300345	567x59x416 (2 pcs) 567x130x416 (2 pcs) 567x272x416 (1 pcs)	1000	960	500	70



Cylinder lock



Worktop



100% extension of drawers




Swivel castor with wheel stop Ø 100 mm




Fixed castor Ø 100 mm



Plastic handle



Perforation according to EU-standards



Set of hooks (see p. 92)

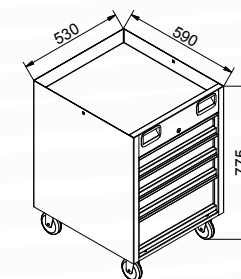
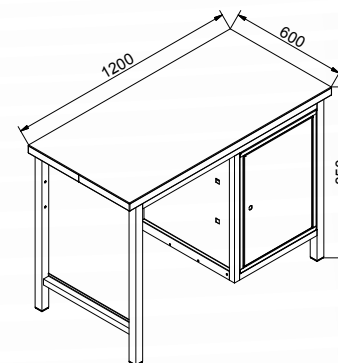
Workbench MULTI with Mobile Cabinet



- High quality welded construction made of thin-walled steel pipes 40 x 40 mm
- Worktop- laminated sprucewood core and beech
- - Door cabinet with 2 shelves with cylinder lock
- Mobile cabinet with 4 drawers with central locking
- High quality welded construction of cabinet made of 0,7- 1,2 mm steel sheet
- drawers with 100% full extension on ball bearing slides
- Preparation for dividers in 2 top drawers (dividers not included)
- Drawers with central locking, cylinder lock
- Loading capacity of drawers: 40 kg each
- Mobile cabinet: 2 fixed castors, 2 swivel castors with wheel stop, all Ø 100 mm
- See p. 56 for possible sets
- Stove enamel finish



Name	Colour	Art. no.	Number of drawers	Width (mm)	Height (mm)	Depth (mm)	Weight (kg)
Workbench MULTI with storage cabinet	5015/7001	300350	435x90x524 (3pcs)	1200	600	850	90
Mobile storage cabinet MULTI	5015/7001	400910	435x168x524 (1pcs)	530	775	590	45
Workbench MULTI	5015/7001	300360	-	1200	600	850	45



Cylinder lock



Worktop



100% extension of drawers



Swivel castor with wheel stop Ø 100 mm



Fixed castor Ø 100 mm



Set of plastic organizers (see p. 94)

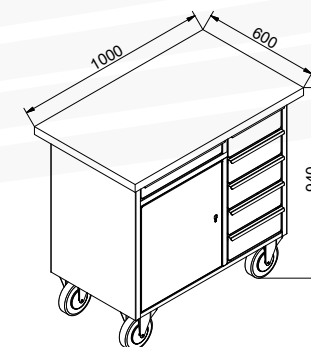


Set of dividers (see p. 94)


Mobile Workbench ROTINO



- High quality welded construction made of 0,7- 1,2 mm steel sheet
- Solid beech worktop with dimensions of 1000x600 mm
- Accessories: 6 drawers, 1-door cabinet with galvanized shelf with dimensions of 437 × 536 mm
- Drawers with 100% full extension on ball bearing slides
- Magnetic lock on the door
- Carrying capacity of shelves: 40 kg each
- Drawers and door with central locking
- Plastic handle
- 2 Fixed castors, 2 swivel castors with wheel stop, all Ø 160 mm
- Stove enamel finish



Name	Colour	Art. no.	Number of drawers	Width (mm)	Height (mm)	Depth (mm)	Weight (kg)
Mobile workbench ROTINO	7035/5015	301900	290x112x460 (5pcs)	1000	940	600	80
	7016/3000	301922	454x74x460 (1pcs)				



Worktop



Padlock
Art. no. 22200




Plastic handle



100% extension
of drawers



Swivel castor with wheel
stop Ø 160 mm



Fixed castor
Ø 160 mm


Workbench VARIANT



Workbench VARIANT

Adjustable leg

Fixed leg



Name	Colour	Art. no.	Basic height (mm)	Maximum height (mm)	Adjusting by (mm)	Weight (kg)
Fixed legs	5015	301540	800	-	-	11
	7035	301560				
Adjustable leg	5015	301480	660	960	25	15
	7035	301490				


Name	Art. no.	Width (mm)	Thickness (mm)	Depth (mm)	Weight (kg)
Beech worktop 1500	301420	1500	40	685	29,5
Beech worktop 1700	301430	1700			33,5
Beech worktop 2000	301440	2000			40

Name	Colour	Art. no.	Width (mm)	Height (mm)	Weight (kg)
Connecting strip 1500	5015	301810	1420	140	2,5
	7035	301820			
Connecting strip 1700	5015	301840	1620	140	2,7
	7035	301850			
Connecting strip 2000	5015	301870	1920	140	3,3
	7035	301880			

Name	Colour	Art. no.	Width (mm)	Height (mm)	Depth (mm)	Weight (kg)
Perforated panel 1500	5015	302110	1500	460	20	7
	7035	302120				
Perforated panel 1700	5015	302140	1700	460	20	8
	7035	302150				
Perforated panel 2000	5015	302170	2000	460	20	9
	7035	302180				
Holder for perforated panel (pair)	5015	302360	-	-	-	2
	7035	302370				



Holder for perforated panel



Perforated panel



Beech worktop

Workbench VARIANT



- possibility to built-up several sets of workbenches
- Solid beech worktop 40 mm thick
- Legs made of high quality 2,5-3,0 mm steel sheet
- High quality welded construction of cabinets made of 0,7- 0,8 mm steel sheet
- Drawers with 100% full extension on ball bearing slides
- Drawers with central locking, cylinder lock
- 5-Drawer / 3-drawer cabinet with preparation for dividers in small drawers (dividers not included)
- Loading capacity of drawers: 40 kg each
- Small door-cabinet with 1 shelf
- Big door-cabinet with 2 shelves
- Easy assembly required (mounting screws included)
- Stove enamel finish



Cylinder lock



Worktop



100% extension
of drawers



Set of plastic organizers
(see p. 94)



Set of dividers
(see p. 94)

Workbench VARIANT



Cylinder lock



Worktop



100% extension
of drawers



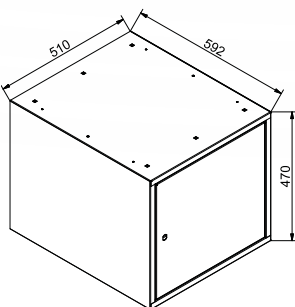
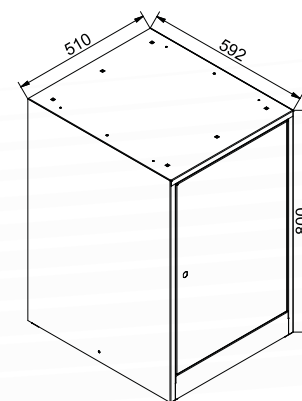
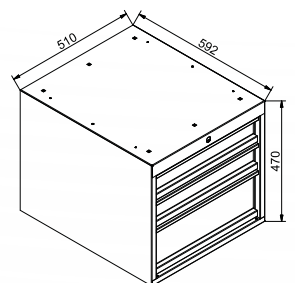
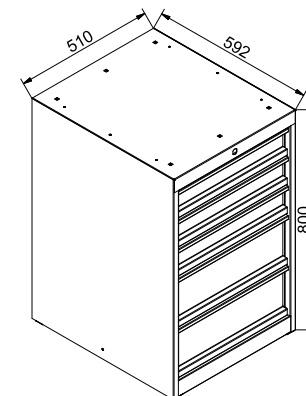
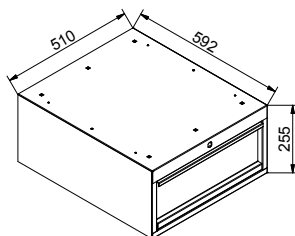
Set of plastic organizers
(see p. 94)



Set of dividers
(see p. 94)



Storage cabinets for workbenches VARIANT

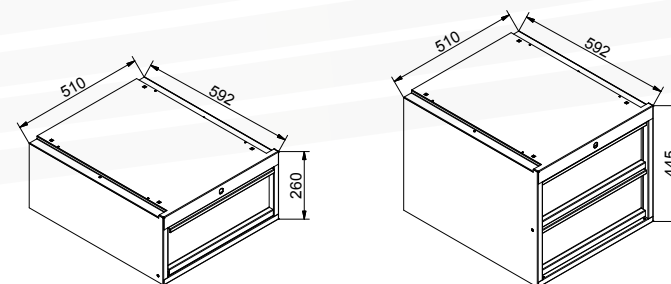


Name	Colour	Art. no.	Number of drawers	Width (mm)	Height (mm)	Depth (mm)	Weight (kg)
Storage cabinet with 1 drawer	5015/7001	301600	435x168x524 (1pcs)	510	255	592	20
	7035/5015	301610					
Storage cabinet with 3 drawers	5015/7001	301630	435x90x524 (2pcs) 435x168x524 (1pcs)	510	470	592	32
	7035/5015	301640					
Storage door cabinet	5015/7001	301660	-	510	470	592	16
	7035/5015	301670					
Storage cabinet with 5-drawers	5015/7001	301690	435x90x524 (3pcs) 435x168x524 (2pcs)	510	800	592	45
	7035/5015	301700					
Storage door cabinet	5015/7001	301720	-	510	800	592	22
	7035/5015	301730					

Workbench MULTIPLEX



- Possibility to built-up several sets of workbenches
- High quality welded construction of cabinets made of 0,7- 0,8 mm steel sheet
- Solid worktop made of MULTIPLEX- glued beech veneer 25 mm thick
- High quality welded construction of legs made of 2,0 mm steel sheet
- Drawers with 100% full extension on ball bearing slides
- Drawers with central locking, cylinder lock
- Optional assembly of perforated panel to bench legs
- Loading capacity of drawers: 40 kg each
- Easy assembly required (mounting screws included)
- Stove enamel finish




Name	Art. no.	Colour	Width (mm)	Height (mm)	Depth (mm)	Weight (kg)
Worktop MULTIPLEX 1200	301472	-	1200	30	685	29,5
Worktop MULTIPLEX 1500	301471	-	1500	30	685	33,5
1-drawer storage cabinet	301623	7016/3000	510	260	592	16
2-drawer storage cabinet	301624	7016/3000	510	445	592	24

Name	Colour	Art. no.	Basic height (mm)	Maximum height (mm)	Adjustable by (mm)	Weight (kg)
Fixed leg	7016	301593	800	-	-	11
Adjustable leg	7016	301532	805	1105	25	15
Perforated panel for fixed leg	7016	301594	-	-	-	6



Cylinder lock



Worktop



100% extension of drawers




Set of plastic organizers
(see p. 94)



Set of dividers
(see p. 94)

Workbenches 1700 / 2000



Cylinder lock



Worktop



100% extension of drawers



Set of plastic organizers
(see p. 94)



Set of dividers
(see p. 94)

Workbenches 1700



Art. no. 300420

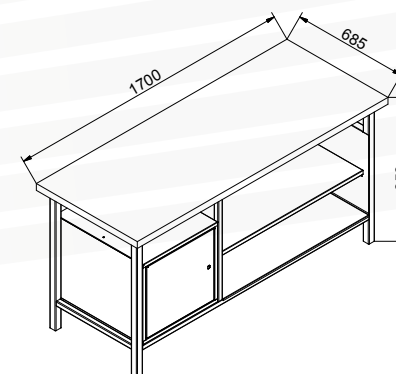


Art. no. 300400



Art. no. 300471

Name	Colour	Number of drawers	Art. no.	Width (mm)	Height (mm)	Depth (mm)	Weight (kg)
Workbench 1700 D	7016/3000	-	300420	1700	850	685	95
Workbench 1700 Z	7016/3000	435x90x524 (2ks) 435x168x524 (1 pcs)	300400	1700	850	685	105
Workbench 1700 ZZZ	7016/3000	435x90x524 (6ks) 435x168x524 (3 pcs)	300471	1700	850	685	140



- High quality welded construction made of thin-walled steel pipes 40 x 40 mm
- Solid beech worktop 40 mm thick
- 1- Door cabinet with 2 shelves
- 3-Drawer cabinet with central locking, cylinder lock
- Preparation for dividers in 2 top drawers (dividers not included)
- Drawers with 100% full extension on ball bearing slides
- Loading capacity of drawers: 40 kg each
- Stove enamel finish



Cylinder lock



Worktop



100% extension
of drawer



Set of plastic organizers
(see p. 94)



Set of dividers
(see p. 94)

Workbenches 1700 / 2000




Name	Colour	Number of drawers	Art. no.	Width (mm)	Height (mm)	Depth (mm)	Weight (kg)
Workbench 1700 ZDZ	7016/3000	435x90x524 (4pcs) 435x168x524 (2pcs)	300440	1700	850	685	138
Workbench 1700 DZD	7016/3000	435x90x524 (2pcs) 435x168x524 (1pcs)	300430	1700	850	685	125
Workbench 1700 ZPD	7016/3000	435x90x524 (2pcs) 435x168x524 (1pcs)	300450	1700	850	685	125
Workbench 2000 ZPD	7016/3000	435x90x524 (2pcs) 435x168x524 (1pcs)	300460	2000	850	685	135



Cylinder lock



Worktop



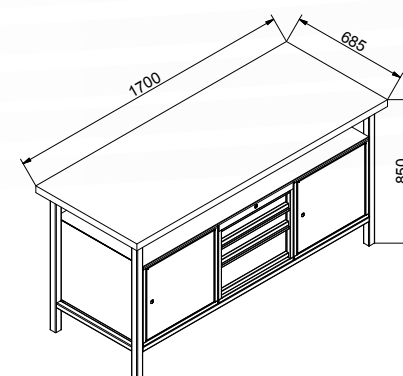
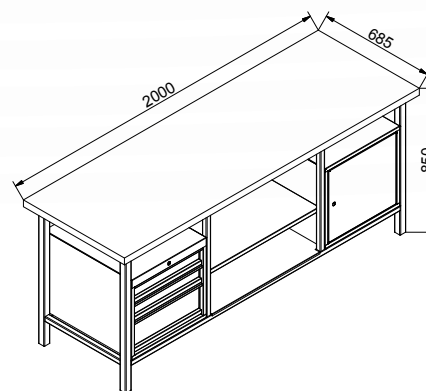
100% extension of drawers



Set of plastic organizers (see p. 94)



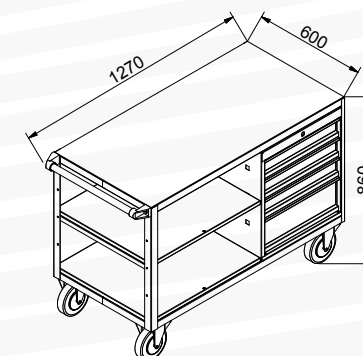
Set of dividers (see p. 94)



Mobile Workbenches PD-160/ 4ZP-160



- High quality welded construction L-Profil made of 40 x 40 1,5 mm steel sheet
- High quality welded construction of cabinets made of 0,7- 0,8 mm steel sheet
- Worktop- laminated sprucewood core and beech
- 1- Door cabinet with 2 shelves with cylinder lock
- 4-Drawer cabinet with central locking, cylinder lock
- Preparation for dividers in 3 top drawers (dividers not included)
- Drawers with 100% full extension on ball bearing slides
- Loading capacity of drawers: 40 kg each
- 2 Fixed castors, 2 swivel castors with wheel stop, all Ø 160 mm
- Plastic handle
- Stove enamel finish



Name	Colour	Number of drawers	Art. no.	Width (mm)	Height (mm)	Depth (mm)	Weight (kg)
Mobile workbench PD-160	7016/3000	-	300250	1270	860	600	50
Mobile workbench 4ZP-160	7016/3000	435x90x524 (2pcs) 435x168x524 (1pcs)	300260	1270	860	600	78



Cylinder lock



Worktop



100% extension of drawers



Swivel castor with wheel stop Ø 160 mm



Fixed castor Ø 160 mm



Plastic handle



Set of plastic organizers (see p. 94)



Set of dividers (see p. 94)



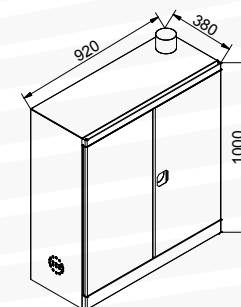
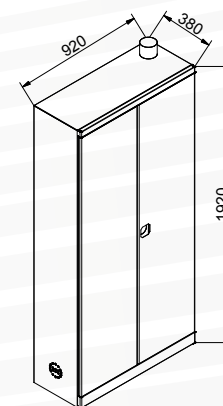
Storage Cabinets for chemicals



- High quality welded construction made of 0,7- 1,5 mm steel sheet
- Modern design with rounded edges
- 2-Point locking system with 2 keys
- Accessories: 6 galvanized pull-out trays
- Carrying capacity of trays: 40 kg each
- Adjustable trays by 28 mm increments
- Suitable for storage of hazardous materials
- Perforated sides and top of cabinet
- Stove enamel finish



- High quality welded construction made of 0,7- 1,5 mm steel sheet
- Modern design with rounded edges
- 2-Point locking system with 2 keys
- Accessories: 3 galvanized pull-out trays
- Carrying capacity of trays: 40 kg each
- Adjustable trays by 28 mm increments
- Suitable for storage of hazardous materials
- Perforated sides and top of cabinet
- Stove enamel finish



Name	Colour	Number of trays	Art. no.	Width (mm)	Height (mm)	Depth (mm)	Weight (kg)
Storage cabinet for chemicals	5015/7001	vanička malá (6ks)	200600	920	1920	380	75
Storage cabinet for chemicals-small	5015/7001	vanička malá (3ks)	200590	920	1000	380	40
Small tray	pozinkovaná	1	200880	845	80	290	2



Padlock
Art. no. 22400



Exhaust duct



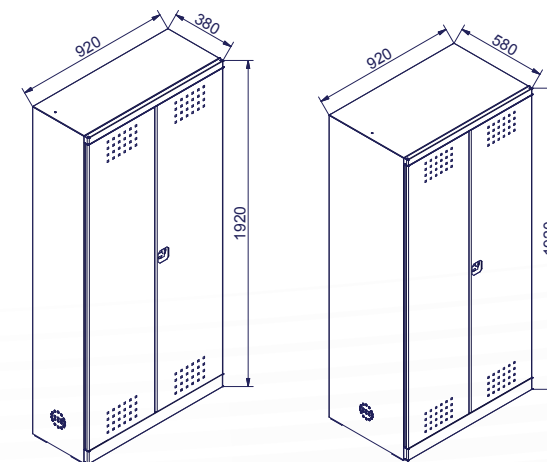
Side perforation



Built-in locking mechanism

Chemical Storage Cabinet 380 / 580


- High quality welded construction made of 0,7- 1,5 mm steel sheet
- Modern design with rounded edges
- 2-Point locking system with 2 keys
- Accessories: 4 galvanized pull-out trays
- Carrying capacity of trays: 40 kg each
- Adjustable trays by 28 mm increments
- Suitable for storage of hazardous materials
- Perforated sides and top of cabinet
- Stove enamel finish



Name	Colour	Number of trays	Art. no.	Width (mm)	Height (mm)	Depth (mm)	Weight (kg)
Chemical storage cabinet 380	5015/7001	small tray 380 (3pcs) large tray 380 (1pcs)	200640	920	1920	380	75
Chemical storage cabinet 580	5015/7001	small tray 580 (3pcs) large tray 580 (1pcs)	200700	920	1920	580	85
Large tray 380	galvanized	1	200890	845	50	290	2
Small tray 380	galvanized	1	200880	845	80	290	2
Large tray 580	galvanized	1	200910	845	50	490	3
Small tray 580	galvanized	1	200900	845	80	490	3




Cylinder lock



Door perforation



Side perforation



Built-in locking mechanism

Storage Cabinet LIGHT



Art. no. 200310

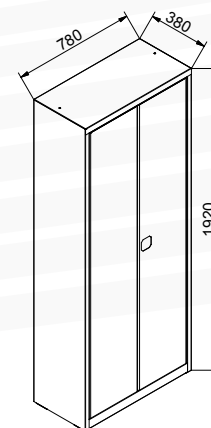


Art. no. 200350



Art. no. 200330

- High quality welded construction made of 0,7- 1,5 mm steel sheet
- Modern design with rounded edges
- 2-Point locking system with 2 keys
- Perforated rear side according to EU-standards
- Accessories: 4 shelves
- Carrying capacity of shelves: 50 kg each
- Adjustable shelves by 28 mm increments
- Stove enamel finish



Name	Colour	Number of shelves	Art. no.	Width (mm)	Height (mm)	Depth (mm)	Weight (kg)
Storage cabinet LIGHT for hooks	7035	4	200310	780	1920	380	48
Storage cabinet LIGHT for boxes	7035	4	200330	780	1920	380	48
Storage cabinet LIGHT COMBI	7035	4	200350	780	1920	380	48
Extra shelf for Light	7035	1	200970	775	20	310	2




Shelves




Padlock
Art. no. 22400



Built-in locking
mechanism



Set of hooks
(see p. 92)



Perforation according
to Eu-standards



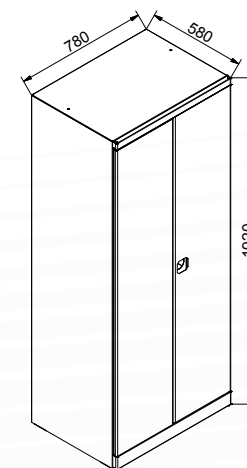
Perforation according
to Eu-standards



Storage Cabinet Universal 580



- High quality welded construction made of 0,7- 1,5 mm steel sheet
- Modern design with rounded edges
- 2-Point locking system with 2 keys
- Perforated door and rear side according to EU-standards
- Accessories: 4 shelves, 3 drawers, 5-unit set of tool holders
- Adjustable shelves and drawers by 28 mm increments
- Drawers with 100% full extension on ball bearing slides
- Loading capacity of drawers: 40 kg each
- Carrying capacity of shelves: 50 kg each
- Stove enamel finish



Name	Colour	Art. no.	Number of drawers	Number of shelves	Width (mm)	Height (mm)	Depth (mm)	Weight (kg)
Storage cabinet Universal 580	5015/7001	200450	690x71x491 (3pcs)	3	780	1920	580	95
	5015/3000	200460						
Extra shelf for Universal 580	5015	201030	-	1	710	25	510	3



Padlock
Art. no. 22400



Door hinge



Set of hooks
(see p. 92)



Extra drawer
RAL 7001 - Art. no. 201010
RAL 3000 -Art. no. 201020



Door perforation according
to EU-standards



Shelves



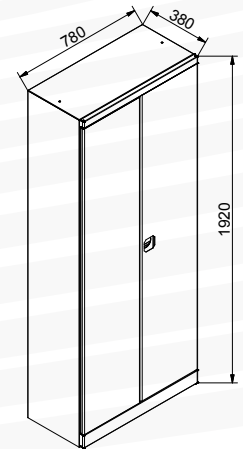
5-unit set of tool holders

Storage Cabinet Universal 380



- High quality welded construction made of 0,7- 1,5 mm steel sheet
- Modern design with rounded edges
- 2-Point locking system with 2 keys
- Perforated door and rear side according to EU
- Accessories: 4 shelves, 3 drawers, 5-unit set of tool holders
- Adjustable shelves and drawers by 28 mm increments
- Drawers with 100% full extension on ball bearing slides
- Loading capacity of drawers: 40 kg each
- Carrying capacity of shelves: 50 kg each
- Stove enamel finish

Possible versions of Universal 380



Name	Colour	Art. no.	Number of drawers	Number of shelves	Width (mm)	Height (mm)	Depth (mm)	Weight (kg)
Storage cabinet Universal 380	5015/7001	200230	690x71x300 (3pcs)	3	780	1920	380	85
	7016/3000	200240						
Shelf for Universal 380	5015	201000	-	1	710	25	310	1,8
	7016		-	1				



Shelves



5-unit set of tool holders




Padlock
Art. no. 22400




Shelf hinge



Set of hooks
(see p. 92)



Extra drawers
RAL 7001 -Art. no. 200920
RAL 3000 - Art. no. 200930

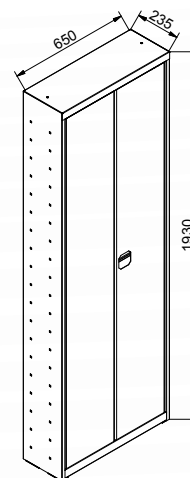


Perforation according
to EU-standards



Storage Cabinet P114

- High quality welded construction made of 0,7- 1,5 mm steel sheet
- Modern design with rounded edges
- 2-Point locking system with 2 keys
- Suitable for storage of small items
- Cabinet needs to be anchored securely (screws included)
- Accessories: 19 shelves
- Carrying capacity of shelves: 35 kg each
- Stove enamel finish



Name	Colour	Number of drawers	Art. no.	Width (mm)	Height (mm)	Depth (mm)	Weight (kg)
Storage cabinet P114	3000	19	200090	650	1930	235	48



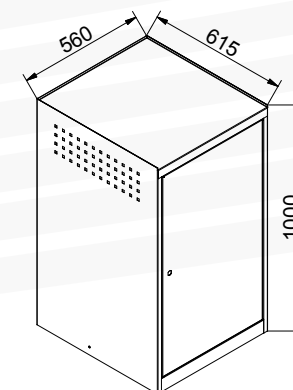
Padlock
Art. no. 22400



Shelf hinge

Storage Cabinet for tools

- High quality welded construction made of 0,7- 1,0 mm steel sheet
- Worktop: rubber mat with binding
- Perforated door and rear side according to EU-standards
- Accessories: 1 shelf, 2 drawers
- Drawers with preparation for dividers (dividers not included)
- Drawers with 100% full extension on ball bearing slides
- Loading capacity of drawers: 40 kg each
- Carrying capacity of shelves: 50 kg each
- Cylinder lock with 2 keys
- Mobile version: 2 fixed castors, 2 swivel castors with wheel stop, all Ø 85 mm
- Stove enamel finish



Name	Colour	Number of drawers	Art. no.	Width (mm)	Height (mm)	Depth (mm)	Weight (kg)
Storage cabinet for tools	7016/3000	435x90x524 (2pcs)	301743	560	1000	615	30
Mobile storage cabinet for tools	7016/3000	435x90x524 (2pcs)	301744	560	1000	615	30



Swivel castor with wheel stop Ø 85 mm



Fixed castor Ø 85 mm



Set of hooks (see p. 92)



100% extension of drawers



Set of plastic organizers (see p. 94)



Set of dividers (see p. 94)

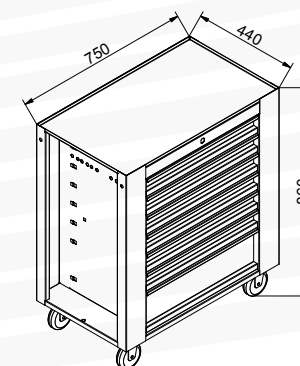




Trolley GW 07/A



- High quality welded construction made of 0,7- 2,0 mm steel sheet
- Worktop- ABS plastic cover
- Accessories: 7 drawers with central locking, cylinder lock
- Drawers with 100% full extension on ball bearing slides
- Loading capacity of drawers: 40 kg each
- Preparation for dividers in 6 top drawers (dividers not included)
- Basket, tool holders and hooks available (see page 93)
- 2 Fixed castors, 2 swivel castors with wheel stop, all Ø 100 mm
- carrying capacity of wheels: 60 kg
- Stove enamel finish



Name	Colour	Art. no.	Number of drawers	Width (mm)	Height (mm)	Depth (mm)	Weight (kg)
Trolley GW07/A	5015/7001	400640	500x76x403 (6pcs)	750	860	440	65
	7016/3000	400650	500x172x403 (1pcs)				



Cylinder lock



Swivel castor with wheel stop Ø 100 mm



Fixed castor Ø 100 mm



Plastic handle



100% extension of drawers



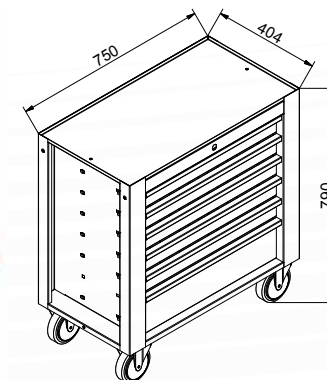
Set of dividers (see p. 95)



Trolley 4B PROMO



- High quality welded construction made of 0,7- 2,0 mm steel sheet
- Worktop- cover made of rubber mat with binding
- Accessories: 6 drawers with central locking, cylinder lock
- Drawers with 100% full extension on ball bearing slides
- Loading capacity of drawers: 40 kg each
- 2 Fixed castors, 1 swivel castor and 1 swivel castor with wheel stop, all Ø 100 mm
- Carrying capacity of wheels: 60 kg
- Stove enamel finish



Name	Colour	Art. no.	Number of drawers	Width (mm)	Height (mm)	Depth (mm)	Weight (kg)
Trolley 4B Promo	5015/7001	400050	581x72x345 (5 pcs)	750	790	605	41
	7016/3000	400051	581x152x345 (1pcs)				



Cylinder lock



Swivel castor with wheel stop Ø 100 mm



Fixed castor Ø 100 mm



Plastic holder



100% extension of drawers



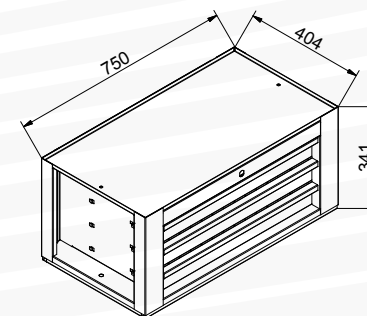
Set of dividers (see p. 95)



Extension for trolley 4B PROMO



- High quality welded construction made of 0,7- 2,0 mm steel sheet
- Worktop- cover made of rubber mat with binding
- Accessories: 3 drawers with central locking, cylinder lock
- Drawers with 100% full extension on ball bearing slides
- Loading capacity of drawers: 40 kg each
- Stove enamel finish



Name	Colour	Art. no.	Number of drawers	Width (mm)	Height (mm)	Depth (mm)	Weight (kg)
Extension for Trolley 4B Promo	5015/7001	400070	581x72x345 (3 pcs)	750	341	404	20



Cylinder lock



100% extension
of drawers

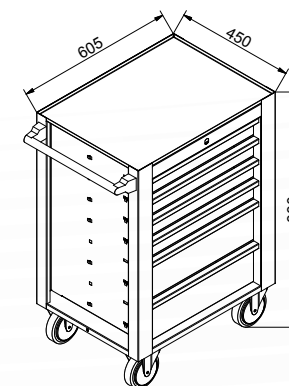


Set of dividers
(see p. 95)



Trolley PV 04

- High quality welded construction made of 0,7- 2,0 mm steel sheet
- Worktop- cover made of rubber mat with binding
- Accessories: 6 drawers with central locking, cylinder lock
- Drawers with 100% full extension on ball bearing slides
- Loading capacity of drawers: 40 kg each
- 2 Fixed castors, 1 swivel castor and 1 swivel castor with wheel stop, all Ø 100 mm
- Carrying capacity of wheels: 60 kg
- Set for plastic organisers for drawers available (see page 95)
- Stove enamel finish



Name	Colour	Art. no.	Number of drawers	Width (mm)	Height (mm)	Depth (mm)	Weight (kg)
Trolley PV 04	7016/3000	400170	450x71x331 (5pcs) 450x151x331 (1pcs)	605	880	450	35



Set of hooks
(see p. 92)




Swivel castor with wheel
stop Ø 100 mm



Fixed castor
Ø 100 mm



Plastic handle

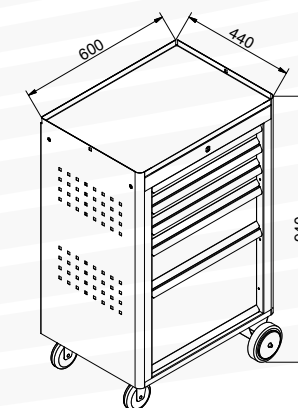


Set of plastic organizers
(see p. 95)



Trolley BASIC


- High quality welded construction made of 0,7- 2,0 mm steel sheet
- Worktop- ABS plastic cover
- Accessories: 5 drawers with central locking, cylinder lock
- Drawers with 100% full extension on ball bearing slides
- Loading capacity of drawers: 40 kg each
- Preparation for dividers in 6 top drawers (dividers not included)
- Basket, tool holders and hooks available (see page 93)
- 2 Fixed castors Ø 125 mm, 1 swivel castor and 1 swivel castor with wheel stop Ø 100 mm
- Carrying capacity of wheels: 60 kg
- Stove enamel finish



Name	Colour	Art. no.	Number of drawers	Width (mm)	Height (mm)	Depth (mm)	Weight (kg)
Trolley BASIC	3000/7016	400370	440x75x350 (3 pcs) 440x155x350 (1pcs) 440x315x350 (1pcs)	600	940	440	52



Cylinder lock
Art. no. 22100



Perforation according
to EU-standards




Set of hooks
(see p. 92)



Swivel castor with wheel
stop Ø 100 mm



Fixed wheel
Ø 100 mm

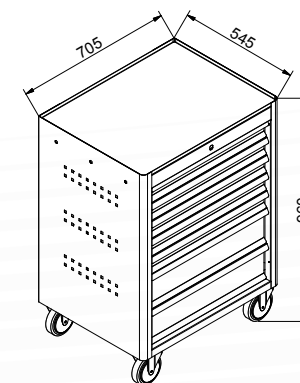


Set of dividers
(see p. 95)



Trolley CLASSIC

- High quality welded construction made of 0,7- 2,0 mm steel sheet
- Worktop- ABS plastic cover
- Accessories: 6 drawers with central locking, cylinder lock
- Drawers with 100% full extension on ball bearing slides
- Loading capacity of drawers: 40 kg each
- Preparation for dividers in 6 top drawers (dividers not included)
- Basket, tool holders and hooks available (see page 93)
- 2 Fixed castors, 1 swivel castor and 1 swivel castor with wheel stop, all Ø 125 mm
- Carrying capacity of wheels: 60 kg
- Stove enamel finish



Name	Colour	Art. no.	Number of drawers	Width (mm)	Height (mm)	Depth (mm)	Weight (kg)
Trolley CLASSIC	7016/3000	400230	578x72x410 (3 pcs) 578x150x410 (3 pcs)	705	960	545	75



Cylinder lock



Perforation according to EU-standards



Set of hooks (see p. 92)



Swivel castor with wheel stop Ø 100 mm



Fixed castor Ø 100 mm




Set of dividers (see p. 95)



TROLLEY GW 09/A

- High quality welded construction made of 0,7- 2,0 mm steel sheet
- Worktop- cover made of rubber mat with binding
- Accessories: 7 drawers with central locking, cylinder lock
- Drawers with 100% full extension on ball bearing slides
- Loading capacity of drawers: 40 kg each
- Basket, tool holders and hooks available (see page 93)
- 2 Fixed castors Ø 125 mm, 1 swivel castor and 1 swivel castor with wheel stop Ø 100 mm
- Carrying capacity of wheels: 60 kg
- Stove enamel finish



Name	Colour	Art. no.	Number of drawers	Width (mm)	Height (mm)	Depth (mm)	Weight (kg)
Trolley GW09/A	5015/7001	400770	456x72x404 (2pcs)	560	920	440-500	42
	7016/3000	400780	456x150x404 (2pcs)				
			399x220x456 (1pcs)				



Cylinder lock



Perforation



Plastic handle



Set of hooks
(see p. 92)



Swivel castor with wheel
stop Ø 100 mm

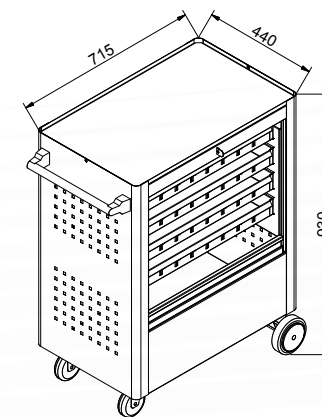


Fixed castor
Ø 100 mm



Trolley CARTA

- High quality welded construction made of 0,7- 2,0 mm steel sheet
- Worktop- cover made of rubber mat with binding
- Accessories: 4 drawers
- Loading capacity of drawers: 40 kg each
- Drawers extensible on both sides
- Closing by rolling shutter on both sides
- Basket, tool holders and hooks available (see page 93)
- 2 Fixed castors Ø 125 mm, 1 swivel castor and 1 swivel castor with wheel stop Ø 100 mm
- Carrying capacity of wheels: 60 kg
- Stove enamel finish



Name	Colour	Art. no.	Number of drawers	Width (mm)	Height (mm)	Depth (mm)	Weight (kg)
Trolley CARTA	7016/3000	400950	578x60x390 (4pcs)	715	930	440	40



Cylinder lock



Swivel castor with wheel stop Ø 100 mm



Fixed castor Ø 100 mm



Perforation according to EU-standards



Accessories (see p. 92)



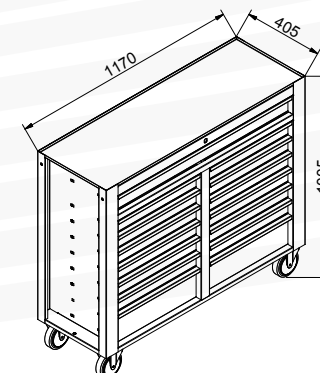
Plastic handle



Trolley MAX DL 02



- High quality welded construction made of 0,7- 2,0 mm steel sheet
- Worktop cover made of rubber mat with binding
- Accessories: 15 drawers with central locking, cylinder lock
- Drawers with 100% full extension on ball bearing slides
- Loading capacity of drawers: 40 kg each
- 2 Fixed castors, 1 swivel castor and 1 swivel castor with wheel stop, all Ø 125 mm
- Carrying capacity of wheels: 60 kg
- Stove enamel finish




Name	Colour	Art. no.	Number of drawers	Width (mm)	Height (mm)	Depth (mm)	Weight (kg)
Trolley DL02	7016/3000	400700	1002x77x335 (1pcs) 462x72x345 (12pcs) 462x152x345 (2pcs)	1170	1005	405	105



Cylinder lock



Swivel castor with wheel stop Ø 160 mm



Fixed wheel Ø160 mm




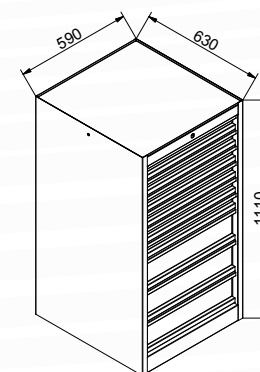
Set of plastic organizers (see p. 95)



EURO Storage Cabinet

- High quality welded construction made of 0,7- 2,0 mm steel sheet
- Worktop cover made of rubber mat with binding
- Drawers with 100% full extension on ball bearing slides
- Preparation for dividers in 6 top drawers (dividers not included)
- Loading capacity of drawers: 40 kg each
- Central locking, cylinder lock
- Stove enamel finish

Name	Colour	Art. no.	Number of drawers	Width (mm)	Height (mm)	Depth (mm)	Weight (kg)
Storage cabinet EURO 06	7035/5015	400800	495x145x570 (6pcs)	590	1110	630	67
	7016/3000	400810					
Storage cabinet EURO 09	7035/5015	400830	495x145x570 (3pcs)	590	1110	630	79
	7016/3000	400840	495x63x570 (6pcs)				
Storage cabinet EURO 12	7035/5015	400860	495x63x570 (12pcs)	590	1110	630	92
	7016/3000	400870					

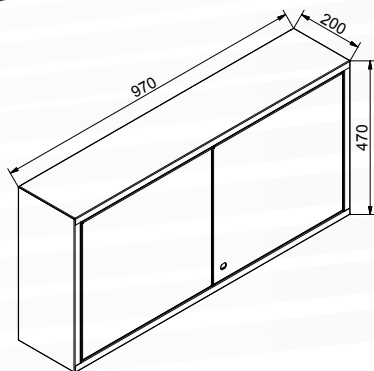


Cylinder lock

Set of dividers
(see p.95)

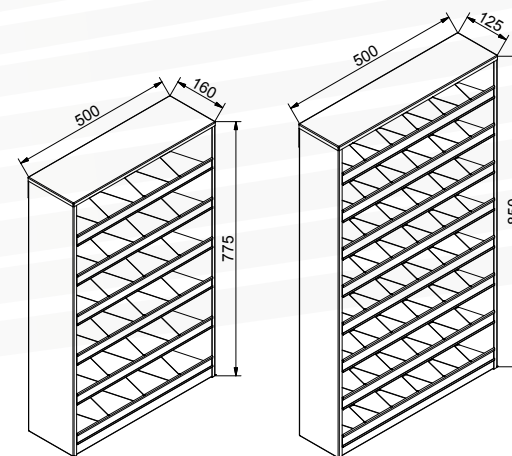
Cabinet for Keys SS22

- High quality welded construction made of 0,7- 1,5 mm steel sheet
- Cylinder lock
- Perforated rear side of the cabinet
- Stove enamel finish



Bolzenrack

- High quality welded construction made of 0,7- 0,8 mm steel sheet
- Suitable for storage of small items
- optional 24 or 48-unit version
- Perforations to anchor rack securely
- Stove enamel finish



Cylinder lock
Art. no. 22100



Perforation according
EU-standards




Set of hooks
(see p. 92)

Name	Colour	Art. no.	Width (mm)	Height (mm)	Depth (mm)	Weight (kg)
Cabinet for keys SS22	7016/3000	302471	970	470	200	15
Bolzenrack 24-units	5015 3000	401080 401070	500	775	160	11
Bolzenrack 48-units	5015 3000	401120 401110	500	850	126	14



Loading space




Screw hole

Accessories for cabinets, trolleys and workbenches



18-unit set of tool holders

Art. no. 118474



5-unit set of tool holders

Art. no. 118470






Perforated panels for tools

Perforated panel for hooks



Perforated panel for boxes



Name	Colour	Art. no.	Width (mm)	Height (mm)	Depth (mm)	Weight (kg)
Perforated panel for hooks 1200	5015	302060	1200	460	20	6
	7035	302070				
Perforated panel for hooks 1500	5015	302110	1500	460	20	7
	7035	302120				
Perforated panel for hooks 1700	5015	302140	1700	460	20	8
	7035	302150				
Perforated panel for hooks 2000	5015	302170	2000	460	20	9
	7035	302180				

Name	Colour	Art. no.	Width (mm)	Height (mm)	Depth (mm)	Weight (kg)
Perforated panel for boxes 1200	5015	302200	1200	460	20	6
	7035	302210				
Perforated panel for boxes 1500	5015	302230	1500	460	20	7
	7035	302240				
Perforated panel for boxes 1700	5015	302260	1700	460	20	8
	7035	302270				
Perforated panel for boxes 2000	5015	302290	2000	460	20	9
	7035	302300				

Accessories for trolleys

Name	Colour	Art. no.	Width (mm)	Height (mm)	Depth (mm)	Weight (kg)
Tool holder	7001	401190	300	163	100	1,5
	7016	401200				
Waste container	7001	401210	290	160	330	2
	7016	401220				
Paper holder	7001	401230	333	250	150	1,5
	7016	401240				
Storage box	7001	401250	300	90	160	0,5
	7016	401260				



Tool holder
Art. no. 401200



Waste container
Art. no. 401220



Paper holder
Art. no. 401240



Storage box
Art. no. 401260

Accessories for workbenches

23- unit set of plastic organizers

Art. no. 500800



3 pcs
150x150x52 mm



6 pcs
150x75x52 mm



6 pcs
75x75x52 mm



1 pcs
75x75x26 mm



5 ks
100x50x52 mm



2 x
150x75x26 mm

30- unit set of plastic organizers

Art. no. 500810



9 pcs
150x75x52 mm



12 pcs
75x75x52 mm



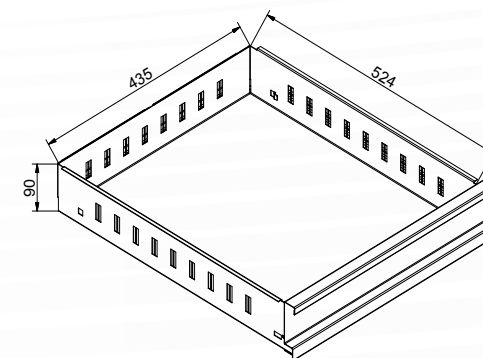
5 pcs
100x50x52 mm



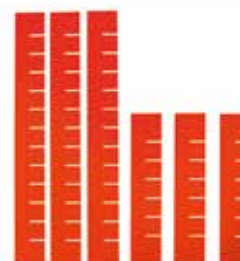
3 pcs
75x75x26 mm



1 pcs
150x75x26 mm




Set of dividers for workbenches



Name	Colour	Art. no.	Dimensions (mm)	Weight (kg)
Set of dividers for workbenches (drawers: 435x90x524)	7001	302390	431x62 (3pcs)	2
	3000	302410	521x62 (3pcs)	
	7016	302420		

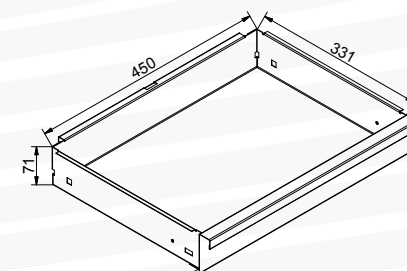
Accessories for trolleys

Sets of dividers

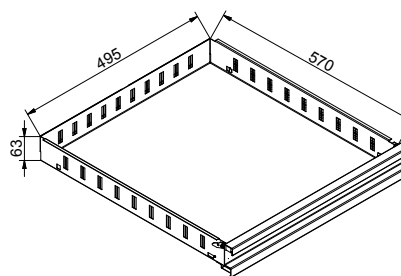
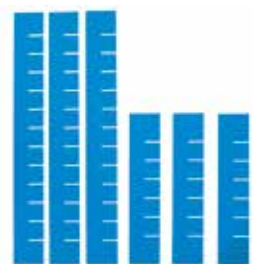


Name	Colour	Art. no.	Dimensions (mm)	Weight (kg)
Set of dividers for trolley GW07/A	7001	401370	496x62 (3pcs)	1,5
	3000	401380	382x62 (3pcs)	
Set of dividers for trolley 4B PROMO	7001	401385	341x57 (3pcs)	1,5
	3000	401386	577x57 (3pcs)	
Set of dividers for trolley BASIC	galvanized	401340	347x60 (3pcs)	1
Set of dividers for trolley CLASSIC	7016	401350	574x62 (3pcs)	1,5
	3000	401360	406x62 (3pcs)	
Set of dividers for trolley MAX DL02	7016	401393	341x57 (3pcs)	1,5
	3000	401392	458x57 (3pcs)	

PVC drawer organizers



Name	Colour	Art. no.	Dimensions (mm)
8-unit PVC organizer	black	401394	320x220x50
11-unit PVC organizer		401395	
12-unit PVC organizer		401396	
18-unit PVC organizer		401397	
20-unit PVC organizer		401398	
24-unit PVC organizer		401399	
Set of PVC organizers (6pcs)	black	401400	320x220x50 (6pcs)



Name	Colour	Art. no.	Dimensions (mm)	Weight (kg)
Set of dividers for EURO 09/EURO 12	7035	401300	549x62 (3pcs)	2
	5015	401310	496x62 (3pcs)	
	7016	401320		



Güde

Contact:

Güde Slovakia, s.r.o.
Roveň 324
Podtureň
Liptovský Hrádok
033 01 Slovakia

Trading company Güde Slovakia s.r.o. offers you wide assortment of:

- Pneumatic equipment
(compressors and accessories)
- Woodworking and metalworking machines
- Pumps, waterworks and accessories
- Welding machines
- Electrical generators
- Sawmills and splitters
- Heaters
- Garden machinery
- Lifting machines
- Chargers
- Electric hand tools

www.gude.sk

www.priemyselnytovar.sk